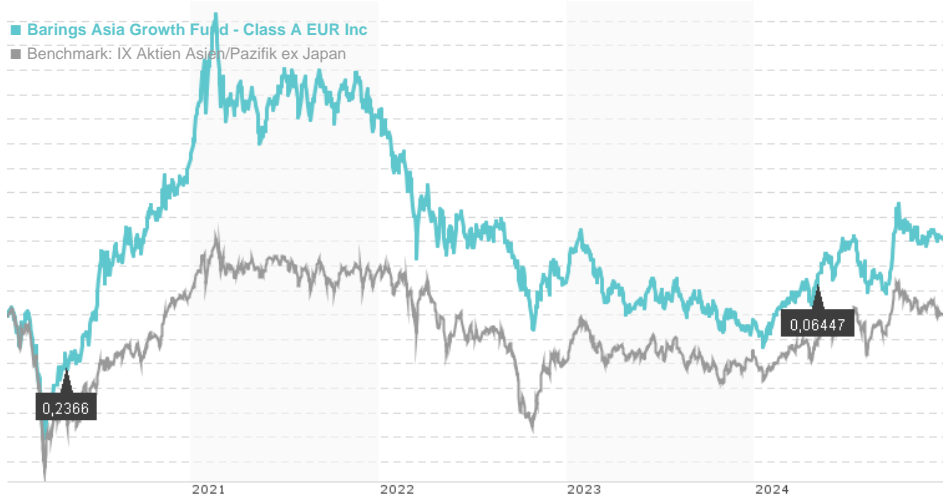


Barings Asia Growth Fund - Class A EUR Inc / IE0004868604 / 933585 / Baring Int.Fd.M.(IE)

Last 01/08/2025 <sup>1</sup>	Region	Branch	Type of yield	Type
107.07 EUR	Asia/Pacific ex Japan	Mixed Sectors	paying dividend	Equity Fund



Risk key figures

SRRRI	1	2	3	4	5	6	7
Mountain-View Funds Rating							EDA <sup>2</sup>
							73

Yearly Performance

2024	+16.74%
2023	-7.06%
2022	-24.84%
2021	+6.66%
2020	+37.43%

Master data		Conditions		Other figures	
Fund type	Single fund	Issue surcharge	5.00%	Minimum investment	EUR 3,500.00
Category	Equity	Planned administr. fee	0.00%	Savings plan	-
Sub category	Mixed Sectors	Deposit fees	0.00%	UCITS / OGAW	Yes
Fund domicile	Ireland	Redemption charge	0.00%	Performance fee	0.00%
Tranch volume	(01/08/2025) USD 11.78 mill.	Ongoing charges	-	Redeployment fee	0.00%
Total volume	(01/08/2025) USD 93.41 mill.	Dividends		Investment company	
Launch date	2/15/1999	01.05.2024	0.06 EUR	Baring Int.Fd.M.(IE) Ballsbridge 1 3rd Floor Building 3, D04 EP27, Dublin Ireland www.barings.com	
KESt report funds	Yes	01.05.2020	0.24 EUR		
Business year start	01.05.	01.05.2019	0.18 EUR		
Sustainability type	-	04.05.2010	0.00 EUR		
Fund manager	Eunice Hong	01.05.2009	0.35 EUR		

Performance	1M	6M	YTD	1Y	2Y	3Y	5Y	Since start
Performance	-1.14%	+0.86%	+0.34%	+20.42%	+2.20%	-15.36%	+18.79%	+513.53%
Performance p.a.	-	-	-	+20.36%	+1.10%	-5.41%	+3.50%	+7.25%
Sharpe ratio	-1.85	-0.06	1.79	1.20	-0.12	-0.49	0.04	0.22
Volatility	8.55%	16.26%	7.76%	14.68%	14.21%	16.84%	19.33%	20.65%
Worst month	-	-3.83%	0.34%	-3.83%	-6.36%	-10.49%	-11.29%	-17.13%
Best month	-	7.70%	1.48%	7.70%	7.70%	14.23%	14.23%	18.22%
Maximum loss	-1.88%	-10.21%	-0.93%	-10.21%	-20.39%	-33.17%	-42.10%	-
Outperformance	-	-	16.16%	+22.84%	+16.16%	+27.12%	+25.86%	-

Distribution permission

Austria, Germany, Switzerland, United Kingdom, Czech Republic

<sup>1</sup> Important note on update status: The displayed date refers exclusively to the calculation of the NAV.

<sup>2</sup> Displays the Ethical-Dynamical Ratio calculated according to standard criteria. The maximum value is 100. For more information visit <http://www.mountain-view.com/FER-Fonds-Rating.pdf>

**Barings Asia Growth Fund - Class A EUR Inc / IE0004868604 / 933585 / Baring Int.Fd.M.(IE)**

**Investment strategy**

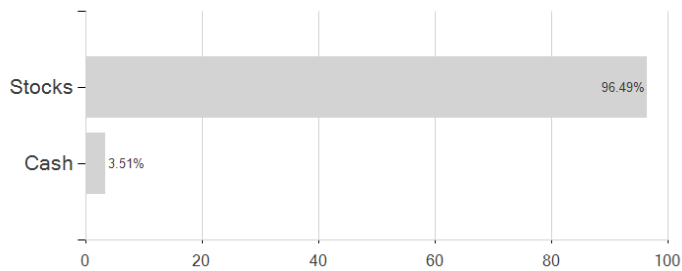
The Fund invests at least 70% of its total assets (excluding cash and cash equivalent assets) in the shares of companies incorporated in, exercising the predominant part of their economic activity in, or quoted or traded on stock exchanges in Asia and the Pacific region (excluding Japan).

**Investment goal**

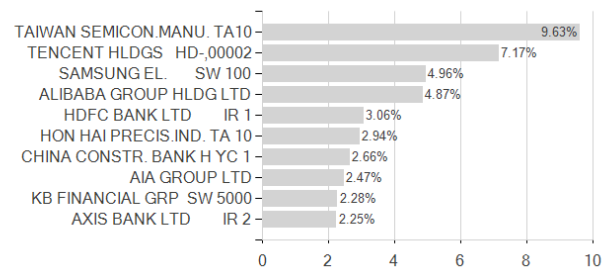
To provide long-term capital growth by investing in Asia and the Pacific region excluding Japan.

**Assessment Structure**

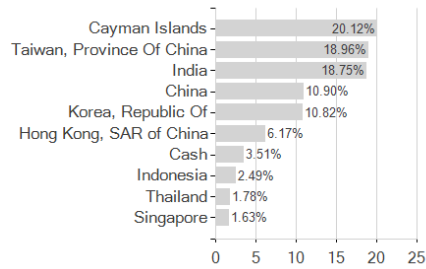
**Assets**



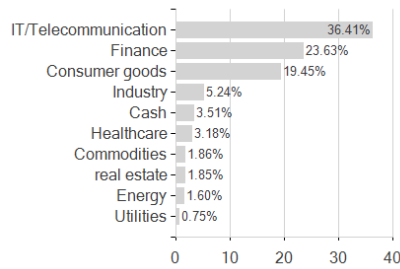
**Largest positions**



**Countries**



**Branches**



**Currencies**

