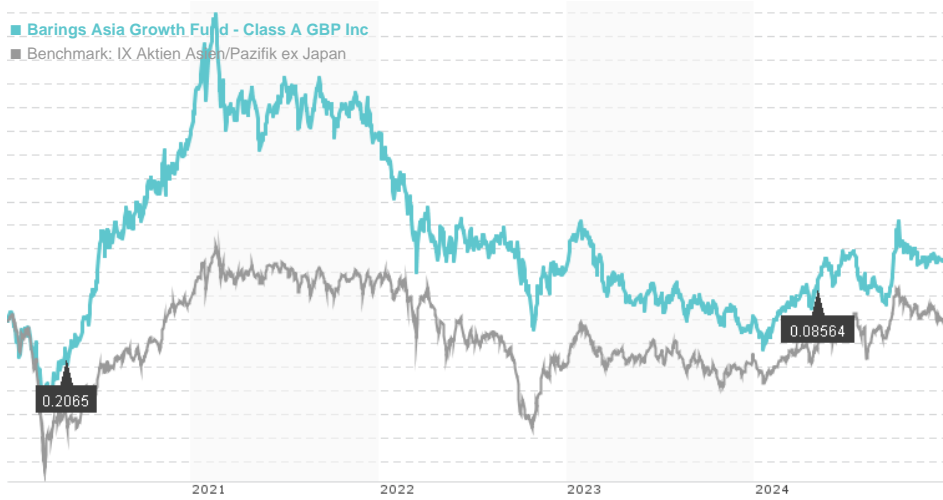


Barings Asia Growth Fund - Class A GBP Inc / IE0031029477 / 766427 / Baring Int.Fd.M.(IE)

Last 01/08/2025 <sup>1</sup>	Region	Branch	Type of yield	Type
89.10 GBP	Asia/Pacific ex Japan	Mixed Sectors	paying dividend	Equity Fund



Risk key figures	
SRRRI	1 2 3 4 5 6 7
Mountain-View Funds Rating	EDA <sup>2</sup>
▲ ▲ ▲ ▲ ▲ ▲	73
Yearly Performance	
2024	+11.50%
2023	-8.91%
2022	-20.63%
2021	-0.38%
2020	+45.39%

Master data		Conditions		Other figures	
Fund type	Single fund	Issue surcharge	5.00%	Minimum investment	GBP 2,500.00
Category	Equity	Planned administr. fee	0.00%	Savings plan	-
Sub category	Mixed Sectors	Deposit fees	0.00%	UCITS / OGAW	Yes
Fund domicile	Ireland	Redemption charge	0.00%	Performance fee	0.00%
Tranch volume	(01/08/2025) USD 1.69 mill.	Ongoing charges	-	Redeployment fee	0.00%
Total volume	(01/08/2025) USD 93.41 mill.	Dividends		Investment company	
Launch date	11/1/2001	01.05.2024	0.09 GBP	Baring Int.Fd.M.(IE)	
KESt report funds	Yes	01.05.2020	0.21 GBP	Ballsbridge 1 3rd Floor Building 3, D04 EP27, Dublin	
Business year start	01.05.	01.05.2019	0.16 GBP	Ireland	
Sustainability type	-	04.05.2010	0.00 GBP	www.barings.com	
Fund manager	Eunice Hong	01.05.2009	0.31 GBP		

Performance	1M	6M	YTD	1Y	2Y	3Y	5Y	Since start
Performance	-0.60%	-0.65%	+0.61%	+16.38%	-3.31%	-15.51%	+16.50%	+428.10%
Performance p.a.	-	-	-	+16.33%	-1.67%	-5.47%	+3.10%	+7.49%
Sharpe ratio	-1.13	-0.27	3.30	0.97	-0.31	-0.49	0.02	0.25
Volatility	8.74%	14.88%	8.86%	14.09%	14.20%	16.74%	18.78%	19.28%
Worst month	-	-4.11%	0.61%	-4.52%	-6.60%	-10.82%	-10.82%	-15.85%
Best month	-	6.87%	1.29%	6.87%	6.87%	14.27%	14.27%	14.27%
Maximum loss	-1.57%	-10.03%	-0.97%	-10.03%	-22.40%	-31.24%	-42.96%	-
Outperformance	-	-	16.86%	+22.83%	+16.63%	+28.17%	+32.38%	-

Distribution permission

Austria, Germany, Switzerland, United Kingdom, Czech Republic

<sup>1</sup> Important note on update status: The displayed date refers exclusively to the calculation of the NAV.

<sup>2</sup> Displays the Ethical-Dynamical Ratio calculated according to standard criteria. The maximum value is 100. For more information visit <http://www.mountain-view.com/FER-Fonds-Rating.pdf>

**Barings Asia Growth Fund - Class A GBP Inc / IE0031029477 / 766427 / Baring Int.Fd.M.(IE)**

**Investment strategy**

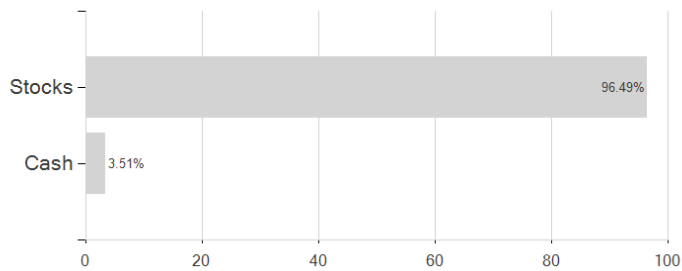
The Fund invests at least 70% of its total assets (excluding cash and cash equivalent assets) in the shares of companies incorporated in, exercising the predominant part of their economic activity in, or quoted or traded on stock exchanges in Asia and the Pacific region (excluding Japan).

**Investment goal**

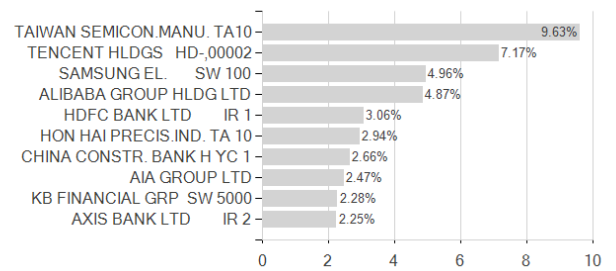
To provide long-term capital growth by investing in Asia and the Pacific region excluding Japan.

**Assessment Structure**

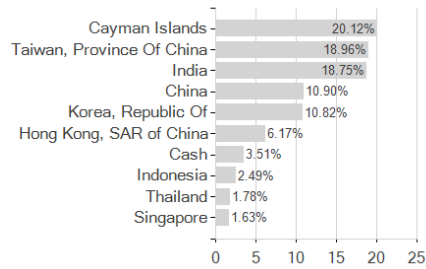
**Assets**



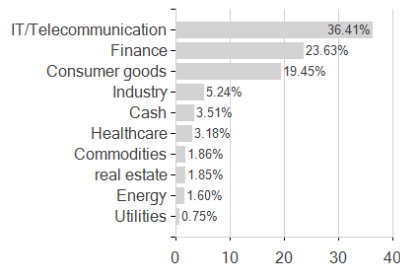
**Largest positions**



**Countries**



**Branches**



**Currencies**

