

B&P Vision OptiMixWorld / LI0013017780 / A0B64V / Ahead Wealth Sol.

Last 01/22/2025 ¹	Region	Branch	Type of yield	Type
320.12 EUR	Worldwide	Mixed Sectors	reinvestment	Equity Fund

■ B&P Vision OptiMixWorld
■ Benchmark: IX Aktien Welt EUR



Risk key figures

SRRRI 1 2 3 4 **5** 6 7

Mountain-View Funds Rating EDA²
 70

Yearly Performance

2024	+9.82%
2023	+8.40%
2022	-17.47%
2021	+7.87%
2020	+6.69%

Master data		Conditions		Other figures	
Fund type	Single fund	Issue surcharge	3.00%	Minimum investment	UNT 0
Category	Equity	Planned administr. fee	0.00%	Savings plan	-
Sub category	Mixed Sectors	Deposit fees	0.20%	UCITS / OGAW	Yes
Fund domicile	Liechtenstein	Redemption charge	1.00%	Performance fee	10.00%
Tranch volume	(01/22/2025) EUR 6.07 mill.	Ongoing charges	-	Redeployment fee	0.00%
Total volume	(01/22/2025) EUR 6.07 mill.	Dividends		Investment company	
Launch date	10/8/2001	Ahead Wealth Sol. Austrasse 37, 9490, Vaduz Liechtenstein https://www.ahead.li			
KESt report funds	Yes				
Business year start	01.07.				
Sustainability type	-				
Fund manager	-				

Performance	1M	6M	YTD	1Y	2Y	3Y	5Y	Since start
Performance	+3.82%	-0.22%	+4.40%	+12.41%	+18.20%	+11.60%	+17.64%	+220.12%
Performance p.a.	-	-	-	+12.38%	+8.72%	+3.73%	+3.31%	+5.12%
Sharpe ratio	3.99	-0.15	6.48	0.57	0.41	0.07	0.04	0.16
Volatility	13.85%	20.13%	15.70%	17.13%	14.88%	14.22%	14.62%	15.30%
Worst month	-	-6.19%	-5.09%	-6.19%	-7.40%	-7.52%	-14.04%	-16.29%
Best month	-	8.94%	4.40%	8.94%	10.02%	10.02%	10.58%	15.81%
Maximum loss	-2.01%	-13.59%	-2.01%	-15.51%	-15.51%	-22.41%	-26.09%	-
Outperformance	-	-	12.98%	+19.22%	+3.52%	+14.71%	+20.51%	-

Distribution permission

Austria, Germany, Switzerland

¹ Important note on update status: The displayed date refers exclusively to the calculation of the NAV.

² Displays the Ethical-Dynamical Ratio calculated according to standard criteria. The maximum value is 100. For more information visit <http://www.mountain-view.com/FER-Fonds-Rating.pdf>

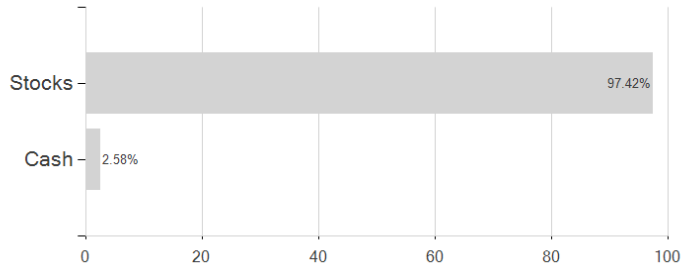
B&P Vision OptiMixWorld / LI0013017780 / A0B64V / Ahead Wealth Sol.

Investment goal

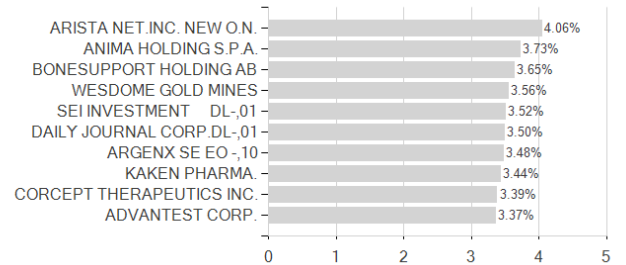
The fund invests at least two thirds of the total fund asset in shares and other equity-type securities and rights, which satisfy criteria based on meticulous, disciplined and quantitative analysis. Additionally up to two thirds can be invested globally in other permitted investments. This third can contain convertible and optional bonds as well as bonds (straight bonds). Investments are possible in any currency.

Assessment Structure

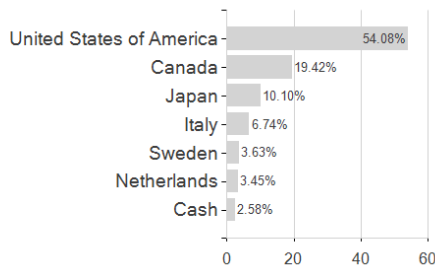
Assets



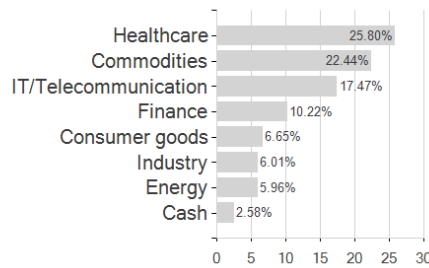
Largest positions



Countries



Branches



Currencies

