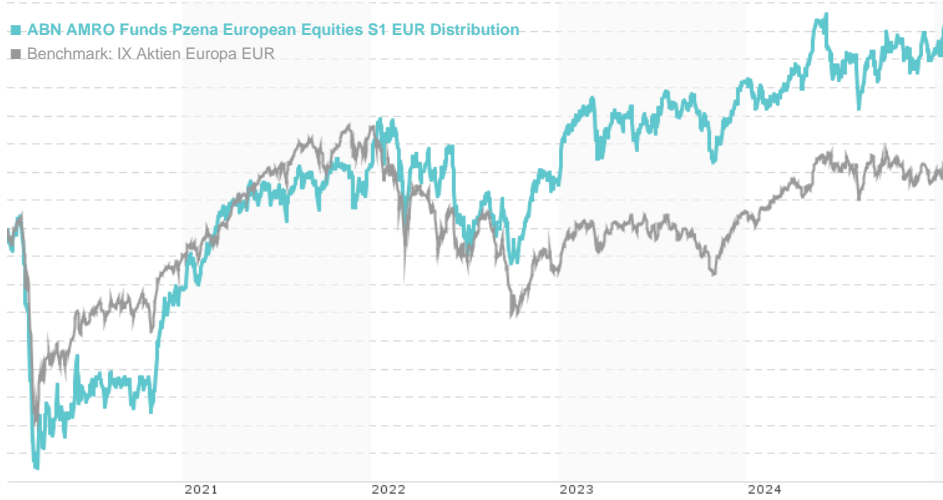


**ABN AMRO Funds Pzena European Equities S1 EUR Distribution / LU1890797613 / A2N8WP / ABN AMRO Inv. Sol.**

Last 01/23/2025 <sup>1</sup>	Region	Branch	Type of yield	Type
142.78 EUR	Europe	Mixed Sectors	paying dividend	Equity Fund



**Risk key figures**

SRRRI 1 2 3 4 5 6 7

Mountain-View Funds Rating EDA<sup>2</sup>



**Yearly Performance**

2024	+4.84%
2023	+16.82%
2022	-2.93%
2021	+24.62%
2020	-13.40%

Master data		Conditions		Other figures	
-------------	--	------------	--	---------------	--

Fund type	Single fund	Issue surcharge	5.00%	Minimum investment	EUR 20,000,000.00
Category	Equity	Planned administr. fee	0.00%	Savings plan	-
Sub category	Mixed Sectors	Deposit fees	0.00%	UCITS / OGAW	Yes
Fund domicile	Luxembourg	Redemption charge	1.00%	Performance fee	0.00%
Tranch volume	(01/23/2025) EUR 77.43 mill.	Ongoing charges	-	Redeployment fee	0.00%
Total volume	-	<b>Dividends</b>		<b>Investment company</b>	
Launch date	11/8/2018	ABN AMRO Inv. Sol.			
KESt report funds	No				
Business year start	01.01.				
Sustainability type	-	https://www.abnamroinvestmentsolutions.com			
Fund manager	-				

Performance	1M	6M	YTD	1Y	2Y	3Y	5Y	Since start
Performance	+5.43%	+5.01%	+3.80%	+11.38%	+16.37%	+22.75%	+38.20%	+42.78%
Performance p.a.	-	-	-	+11.34%	+7.86%	+7.07%	+6.68%	+5.90%
Sharpe ratio	7.56	0.53	6.28	0.65	0.39	0.27	0.18	0.15
Volatility	11.07%	14.07%	12.44%	13.30%	13.51%	16.44%	22.12%	21.12%
Worst month	-	-2.59%	1.46%	-7.83%	-7.83%	-13.32%	-26.55%	-26.55%
Best month	-	3.80%	3.80%	6.14%	9.85%	9.85%	24.28%	24.28%
Maximum loss	-1.84%	-7.39%	-1.84%	-12.03%	-12.03%	-21.40%	-43.85%	-
Outperformance	-	-	0.00%	-	-	-	-	-

**Distribution permission**

Germany, Switzerland, Czech Republic

<sup>1</sup> Important note on update status: The displayed date refers exclusively to the calculation of the NAV.

<sup>2</sup> Displays the Ethical-Dynamical Ratio calculated according to standard criteria. The maximum value is 100. For more information visit <http://www.mountain-view.com/FER-Fonds-Rating.pdf>

**ABN AMRO Funds Pzena European Equities S1 EUR Distribution / LU1890797613 / A2N8WP / ABN AMRO Inv. Sol.**

**Investment strategy**

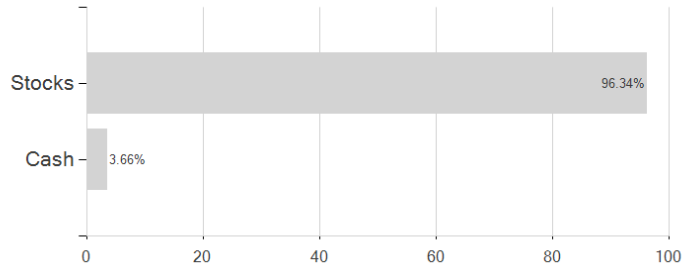
This Fund is actively managed and is compared to the MSCI Europe TR Net for performance and risk level indicator purposes. However, the reference to this index does not constitute any objective or limitation in the management and composition of the portfolio and the Fund does not restrain its universe to the index components. Therefore returns may deviate materially from the performance of the reference index.

**Investment goal**

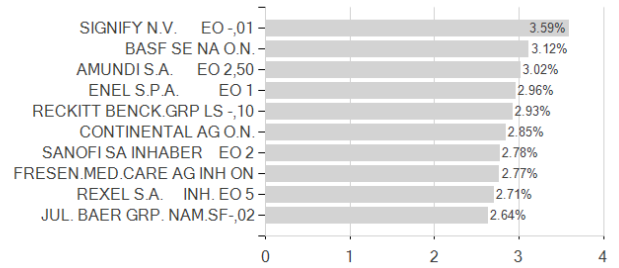
Pzena European Equities belongs to the category of Single Manager Funds. The Fund seeks to increase the value of its assets over the long term by investing in shares issued by companies which are domiciled in or exercise the predominant part of their economic activity in Europe.

**Assessment Structure**

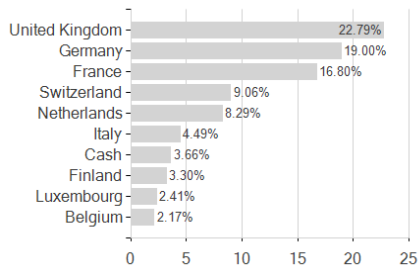
**Assets**



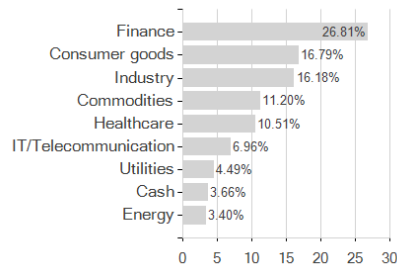
**Largest positions**



**Countries**



**Branches**



**Currencies**

