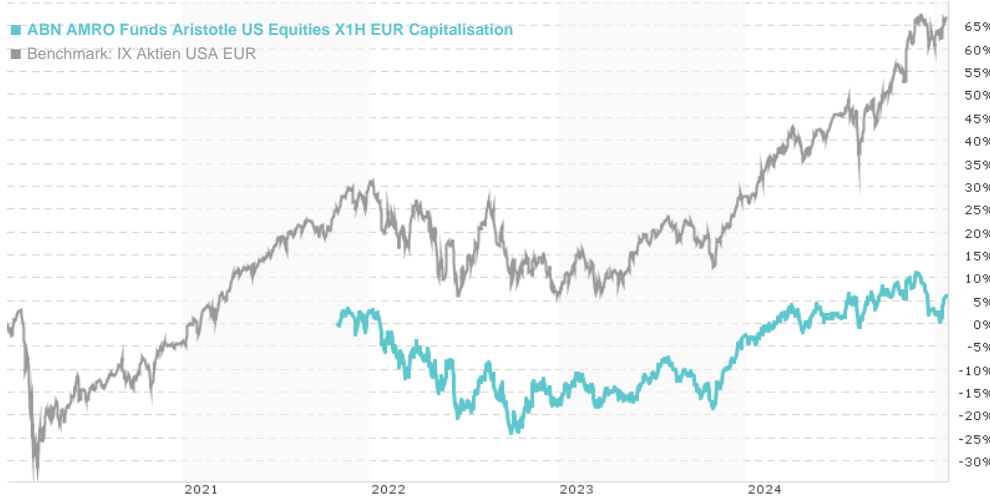


ABN AMRO Funds Aristotle US Equities X1H EUR Capitalisation / LU2341654700 / ABN084 / ABN AMRO Inv. Sol.

| | | | | |
|------------------------------|--------------------------|---------------|---------------|-------------|
| Last 01/22/2025 ¹ | Country | Branch | Type of yield | Type |
| 106.29 EUR | United States of America | Mixed Sectors | reinvestment | Equity Fund |



Risk key figures

| | | | | | | | | |
|----------------------------|------------------|---|---|---|---|---|----|--|
| SRR1 | 1 | 2 | 3 | 4 | 5 | 6 | 7 | |
| Mountain-View Funds Rating | EDA ² | | | | | | 57 | |

Yearly Performance

| | |
|------|---------|
| 2024 | +5.29% |
| 2023 | +17.08% |
| 2022 | -18.95% |

| Master data | | Conditions | | Other figures | |
|---------------------|-----------------------------|--|-------|---------------------------|-------------------|
| Fund type | Single fund | Issue surcharge | 0.00% | Minimum investment | EUR 50,000,000.00 |
| Category | Equity | Planned administr. fee | 0.00% | Savings plan | - |
| Sub category | Mixed Sectors | Deposit fees | 0.00% | UCITS / OGAW | Yes |
| Fund domicile | Luxembourg | Redemption charge | 0.00% | Performance fee | 0.00% |
| Tranch volume | (01/22/2025) USD 3.35 mill. | Ongoing charges | - | Redeployment fee | 0.00% |
| Total volume | - | Dividends | | Investment company | |
| Launch date | 10/28/2021 | ABN AMRO Inv. Sol. | | | |
| KESt report funds | No | | | | |
| Business year start | 01.01. | | | | |
| Sustainability type | - | https://www.abnamroinvestmentsolutions.com | | | |
| Fund manager | - | | | | |

| Performance | 1M | 6M | YTD | 1Y | 2Y | 3Y | 5Y | Since start |
|------------------|--------|--------|--------|--------|---------|---------|-------|-------------|
| Performance | +2.83% | +0.43% | +3.55% | +8.69% | +22.64% | +10.33% | - | +6.29% |
| Performance p.a. | - | - | - | +8.67% | +10.74% | +3.33% | - | +1.90% |
| Sharpe ratio | 3.30 | -0.14 | 6.02 | 0.49 | 0.63 | 0.04 | - | -0.05 |
| Volatility | 11.41% | 13.24% | 12.57% | 12.15% | 12.82% | 16.97% | 0.00% | 16.84% |
| Worst month | - | -7.66% | -7.66% | -7.66% | -7.66% | -10.70% | 0.00% | -10.70% |
| Best month | - | 5.11% | 3.55% | 5.11% | 9.90% | 9.90% | 0.00% | 9.90% |
| Maximum loss | -2.86% | -9.73% | -2.28% | -9.73% | -12.04% | -22.40% | 0.00% | - |
| Outperformance | - | - | 0.00% | - | - | - | - | - |

Distribution permission

Austria, Germany, Switzerland, Luxembourg, Czech Republic

¹ Important note on update status: The displayed date refers exclusively to the calculation of the NAV.

² Displays the Ethical-Dynamical Ratio calculated according to standard criteria. The maximum value is 100. For more information visit <http://www.mountain-view.com/FER-Fonds-Rating.pdf>

ABN AMRO Funds Aristotle US Equities X1H EUR Capitalisation / LU2341654700 / ABN084 / ABN AMRO Inv. Sol.

Investment strategy

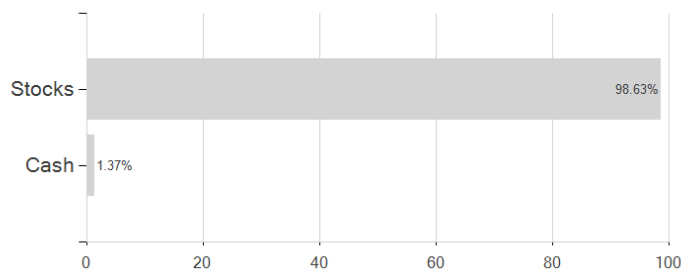
The minimum asset allocation in such securities on a consolidated basis (direct and indirect investments) will be of 60% of the Fund's net assets. Moreover, the minimum Fund's investment in equity securities will be of 75% of the Fund's net assets. Investments in debt securities will not exceed 15% of its net assets. The Fund may invest for maximum 10% of its net assets in funds that have been selected in accordance with a number of qualitative and quantitative criteria.

Investment goal

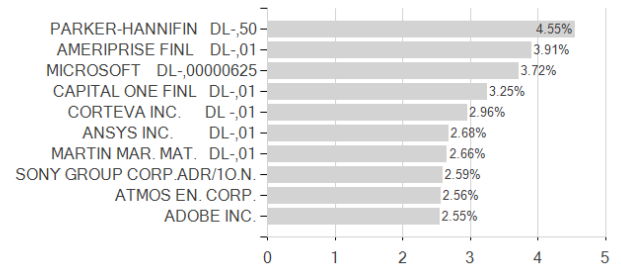
The Fund seeks to increase the value of its assets over the long term by investing predominantly in transferable equity securities such as equities, other equity shares such as co-operative shares and participation certificates issued by, or warrants on transferable equity securities of, companies which are domiciled in or exercise the predominant part of their economic activity in North America.

Assessment Structure

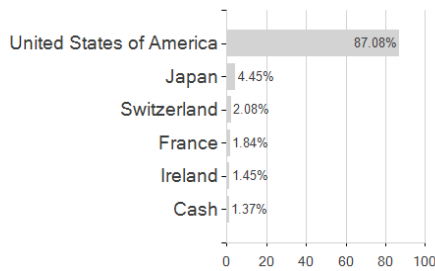
Assets



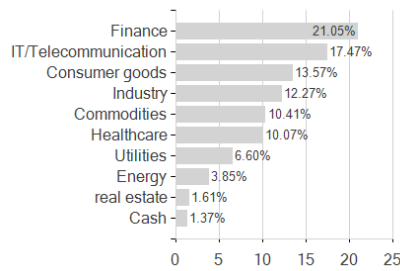
Largest positions



Countries



Branches



Currencies

