

iShares Preferred and Income Securities ETF / US4642886877 / AONE5Y / BlackRock F.A.

| | | | | |
|------------------------------|--------------------------|------------|-----------------|----------------------|
| Last 01/23/2025 ¹ | Country | Branch | Type of yield | Type |
| 31.99 USD | United States of America | ETF Stocks | paying dividend | Alternative Investm. |



Risk key figures

| | | | | | | | |
|----------------------------|---|---|---|---|---|---|------------------|
| SRR1 | 1 | 2 | 3 | 4 | 5 | 6 | 7 |
| Mountain-View Funds Rating | | | | | | | EDA ² |
| - | | | | | | | 61 |

Yearly Performance

| Master data | | Conditions | | Other figures | |
|---------------------|----------------------------------|------------------------|-------|---------------------------|-------|
| Fund type | Single fund | Issue surcharge | - | Minimum investment | UNT 1 |
| Category | Equity | Planned administr. fee | 0.00% | Savings plan | - |
| Sub category | ETF Stocks | Deposit fees | 0.00% | UCITS / OGAW | - |
| Fund domicile | United States of America | Redemption charge | - | Performance fee | 0.00% |
| Tranch volume | (01/23/2025) USD 14,809.77 mill. | Ongoing charges | - | Redeployment fee | 0.00% |
| Total volume | (01/23/2025) USD 14,809.77 mill. | Dividends | | Investment company | |
| Launch date | 3/26/2007 | | | BlackRock F.A. | |
| KESt report funds | Yes | | | United States of America | |
| Business year start | 01.01. | | | | |
| Sustainability type | - | | | | |
| Fund manager | - | | | | |

| Performance | 1M | 6M | YTD | 1Y | 2Y | 3Y | 5Y | Since start |
|------------------|--------|--------|--------|--------|-------|-------|-------|-------------|
| Performance | +1.56% | +0.44% | +1.75% | - | - | - | - | +3.03% |
| Performance p.a. | - | - | - | - | - | - | - | - |
| Sharpe ratio | 1.52 | -0.21 | 2.30 | - | - | - | - | 0.16 |
| Volatility | 11.39% | 8.64% | 12.62% | 0.00% | 0.00% | 0.00% | 0.00% | 8.41% |
| Worst month | - | -4.58% | -4.58% | -4.58% | 0.00% | 0.00% | 0.00% | -4.58% |
| Best month | - | 2.69% | 1.75% | 2.69% | 0.00% | 0.00% | 0.00% | 2.69% |
| Maximum loss | -3.49% | -7.70% | -3.49% | 0.00% | 0.00% | 0.00% | 0.00% | - |
| Outperformance | - | - | 0.00% | - | - | - | - | - |

¹ Important note on update status: The displayed date refers exclusively to the calculation of the NAV.

² Displays the Ethical-Dynamical Ratio calculated according to standard criteria. The maximum value is 100. For more information visit <http://www.mountain-view.com/FER-Fonds-Rating.pdf>

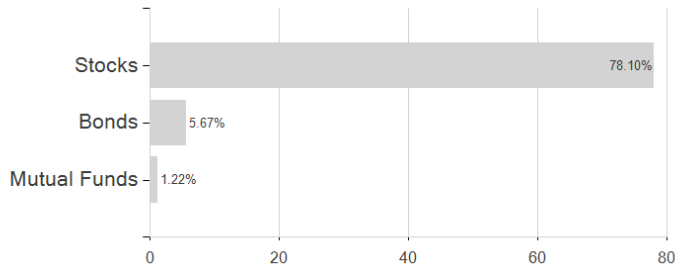
iShares Preferred and Income Securities ETF / US4642886877 / AONE5Y / BlackRock F.A.

Investment goal

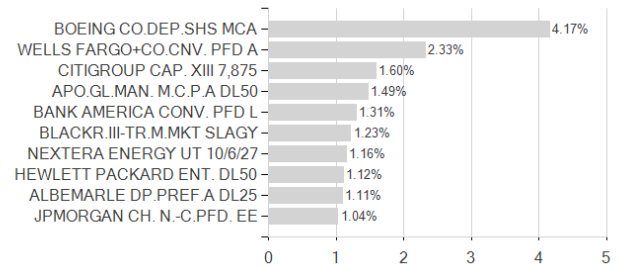
The iShares Preferred and Income Securities ETF (the "Fund") seeks to track the investment results of an index composed of U.S. dollar-denominated preferred and hybrid securities.

Assessment Structure

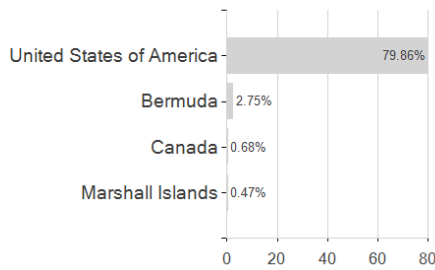
Assets



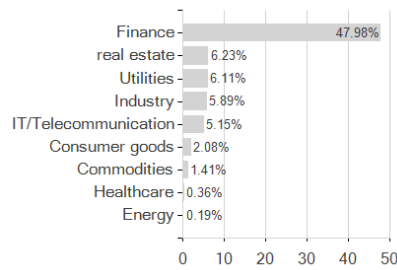
Largest positions



Countries



Branches



Currencies

