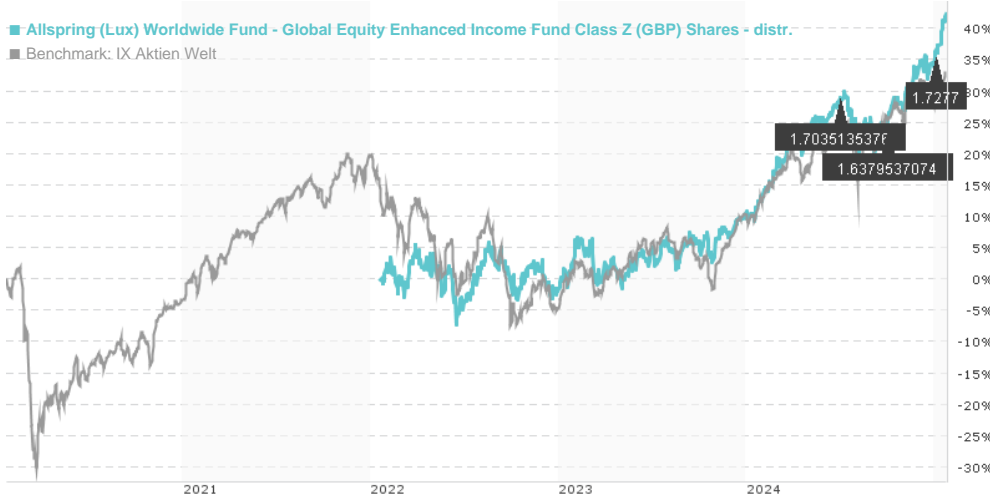


Allspring (Lux) Worldwide Fund - Global Equity Enhanced Income Fund Class Z (GBP) Shares - distr. / LU2355499133

Last 01/23/2025 <sup>1</sup>	Region	Branch	Type of yield	Type
120.48 GBP	Worldwide	Mixed Sectors	paying dividend	Equity Fund



Risk key figures

SRRI 1 2 3 4 5 6 7

Mountain-View Funds Rating EDA<sup>2</sup>



Yearly Performance

2024	+21.60%
2023	+12.29%
2022	-1.80%

Master data Conditions Other figures

Fund type	Single fund	Issue surcharge	0.00%	Minimum investment	USD 1,000.00
Category	Equity	Planned administr. fee	0.00%	Savings plan	-
Sub category	Mixed Sectors	Deposit fees	2.00%	UCITS / OGAW	Yes
Fund domicile	Luxembourg	Redemption charge	0.00%	Performance fee	0.00%
Tranch volume	(01/23/2025) USD 2.59 mill.	Ongoing charges	-	Redeployment fee	0.00%
Total volume	(01/23/2025) USD 54.03 mill.	<b>Dividends</b>		<b>Investment company</b>	
Launch date	7/16/2021	02.01.2025	1.73 GBP	Allspring GI.Inv.	
KESt report funds	No	01.10.2024	1.64 GBP	33, rue de Gasperich, 5826, Luxembourg	
Business year start	01.04.	01.07.2024	1.70 GBP	Luxembourg	
Sustainability type	-	02.04.2024	1.66 GBP	www.allspringglobal.com	
Fund manager	Kandarp R. Acharya, Petros N. Bocray, Justin Carr, Harindra de Silva, Vince Fioramonti, Megan Miller	02.01.2024	1.53 GBP		

Performance	1M	6M	YTD	1Y	2Y	3Y	5Y	Since start
Performance	+5.86%	+12.03%	+6.18%	+27.23%	+40.69%	+41.69%	-	+42.36%
Performance p.a.	-	-	-	+27.14%	+18.59%	+12.32%	-	+12.46%
Sharpe ratio	11.89	1.82	20.05	2.34	1.45	0.75	-	0.76
Volatility	7.80%	12.42%	7.79%	10.48%	11.02%	12.90%	0.00%	12.90%
Worst month	-	-1.88%	0.93%	-1.88%	-1.88%	-5.59%	0.00%	-5.59%
Best month	-	6.18%	6.18%	6.18%	6.18%	7.00%	0.00%	7.00%
Maximum loss	-0.55%	-7.64%	-0.55%	-9.86%	-9.86%	-12.23%	0.00%	-
Outperformance	-	-	0.00%	-	-	-	-	-

Distribution permission

Austria, Germany, Switzerland, Czech Republic

<sup>1</sup> Important note on update status: The displayed date refers exclusively to the calculation of the NAV.

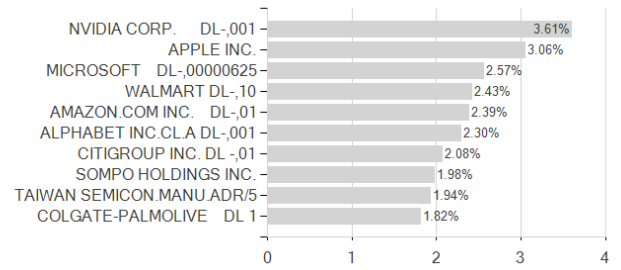
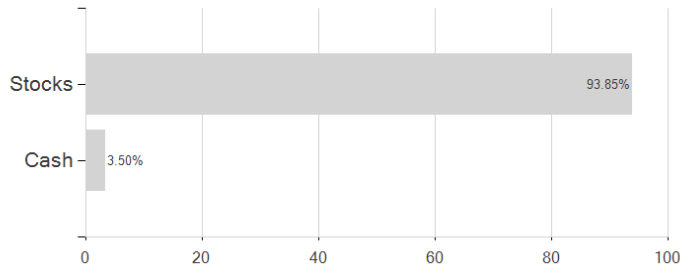
<sup>2</sup> Displays the Ethical-Dynamical Ratio calculated according to standard criteria. The maximum value is 100. For more information visit <http://www.mountain-view.com/FER-Fonds-Rating.pdf>

**Allspring (Lux) Worldwide Fund - Global Equity Enhanced Income Fund Class Z (GBP) Shares - distr. / LU2355499133**

Assessment Structure

Assets

Largest positions



Countries

Branches

Currencies

