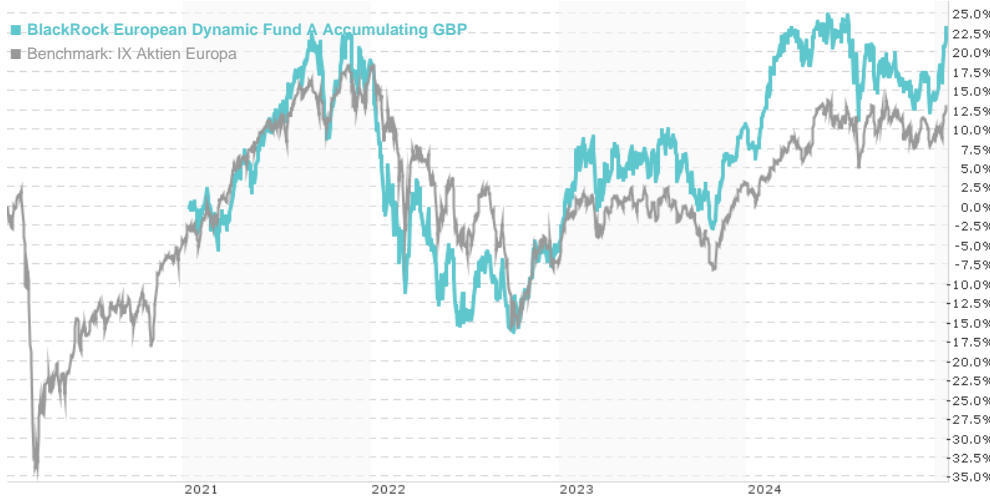


BlackRock European Dynamic Fund A Accumulating GBP / GB0000495209 / BR0014 / BlackRock F.A.

Last 01/23/2025 ¹	Region	Branch	Type of yield	Type
10.54 GBP	Europe	Mixed Sectors	reinvestment	Equity Fund



Risk key figures

SRRRI: 1 2 3 4 5 **6** 7

Mountain-View Funds Rating: EDA²

▲ ▲ ▲ ▲ ▲ ▲

Yearly Performance

2024	+2.77%
2023	+16.64%
2022	-19.78%
2021	+18.52%

Master data		Conditions		Other figures	
-------------	--	------------	--	---------------	--

Fund type	Single fund	Issue surcharge	5.00%	Minimum investment	GBP 500.00
Category	Equity	Planned administr. fee	0.00%	Savings plan	-
Sub category	Mixed Sectors	Deposit fees	0.60%	UCITS / OGAW	-
Fund domicile	United Kingdom	Redemption charge	0.00%	Performance fee	0.00%
Tranch volume	-	Ongoing charges	-	Redeployment fee	0.00%
Total volume	-	Dividends		Investment company	
Launch date	3/1/2002			BlackRock F.A.	
KESt report funds	No				
Business year start	01.03.			United States of America	
Sustainability type	-				
Fund manager	Giles Rothbarth				

Performance	1M	6M	YTD	1Y	2Y	3Y	5Y	Since start
Performance	+8.32%	+1.36%	+8.18%	+14.45%	+21.55%	+21.40%	-	+23.29%
Performance p.a.	-	-	-	+14.41%	+10.23%	+6.68%	-	+5.33%
Sharpe ratio	12.51	0.00	18.97	0.78	0.49	0.21	-	0.14
Volatility	12.27%	16.57%	12.95%	15.11%	15.50%	18.95%	0.00%	18.35%
Worst month	-	-2.89%	-0.25%	-2.89%	-4.20%	-14.49%	0.00%	-14.49%
Best month	-	8.18%	8.18%	8.18%	8.18%	9.10%	0.00%	9.10%
Maximum loss	-1.89%	-8.56%	-1.89%	-10.99%	-11.73%	-20.46%	0.00%	-
Outperformance	-	-	0.00%	-	-	-	-	-

¹ Important note on update status: The displayed date refers exclusively to the calculation of the NAV.

² Displays the Ethical-Dynamical Ratio calculated according to standard criteria. The maximum value is 100. For more information visit <http://www.mountain-view.com/FER-Fonds-Rating.pdf>

BlackRock European Dynamic Fund A Accumulating GBP / GB0000495209 / BR0014 / BlackRock F.A.

Investment strategy

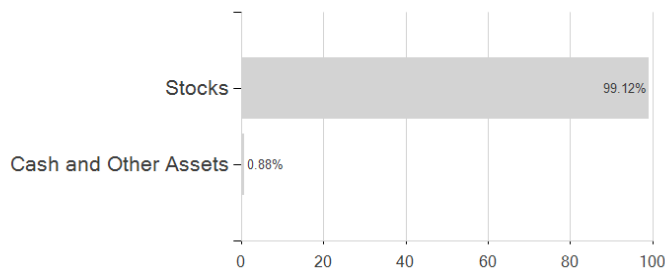
The IA may use derivatives to reduce risk within the Fund's portfolio, reduce investment costs and generate additional income. The Fund is actively managed and the IA has discretion to select the Fund's investments. In doing so, the IA will refer to the FTSE World Europe ex-UK Index (the "Index") when constructing the Fund's portfolio, and also for risk management purposes to ensure that the active risk (i.e. degree of deviation from the index) taken by the Fund remains appropriate given the Fund's investment objective and policy. The IA is not bound by the components or weighting of the Index when selecting investments. The IA may also use its discretion to invest in securities not included in the Index in order to take advantage of specific investment opportunities. However, the geographical scope of the investment objective and policy may have the effect of limiting the extent to which the portfolio holdings will deviate from the Index. The Index should be used by unitholders to compare the performance of the Fund.

Investment goal

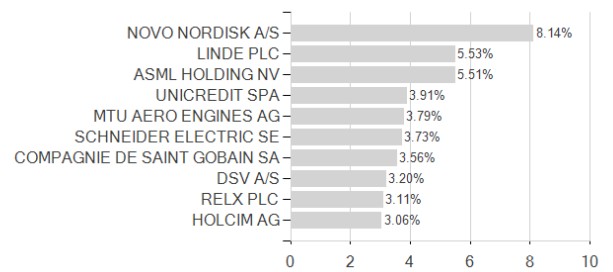
The investment strategy of the Fund is deemed by the Manager to be constrained. Units in this Class are not available to buy until further notice except at the discretion of the Manager (you can still sell your units daily). The Fund aims to provide a return on your investment (generated through an increase in the value of the assets held by the Fund) over the long term (5 or more consecutive years beginning at the point of investment). The Fund invests at least 70% of its total assets in the equity securities (e.g. shares) of companies incorporated or listed in Europe, but excluding the United Kingdom. Depending on market conditions, the Fund will invest in equity securities of companies that are, in the opinion of the investment adviser(IA), undervalued (i.e. their share price does not reflect their underlying worth) or have good growth potential.

Assessment Structure

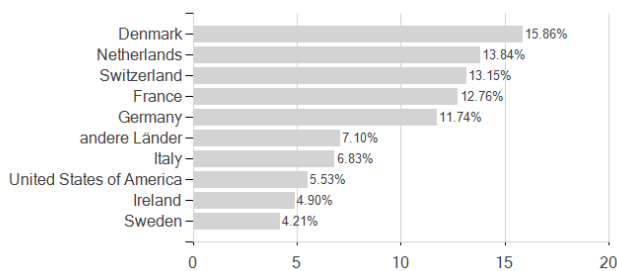
Assets



Largest positions



Countries



Branches

