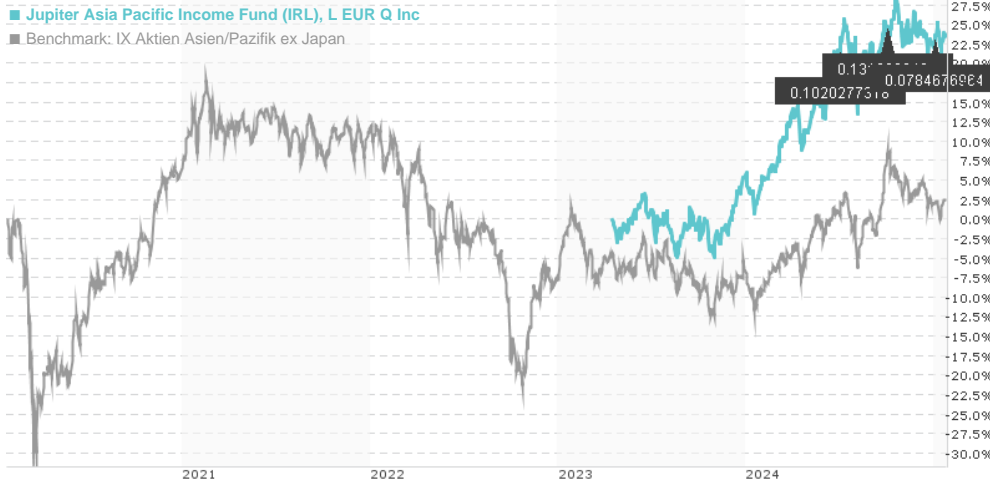


Jupiter Asia Pacific Income Fund (IRL), L EUR Q Inc / IE0004T0K1L4 / A3ECCG / Jupiter AM (EU)

Last 01/24/2025 <sup>1</sup>	Region	Branch	Type of yield	Type
11.68 EUR	Asia/Pacific ex Japan	Mixed Sectors	paying dividend	Equity Fund



Risk key figures

SRR1 1 2 3 4 5 6 7

Mountain-View Funds Rating EDA<sup>2</sup>



Yearly Performance

2024 +15.81%

Master data		Conditions		Other figures	
Fund type	Single fund	Issue surcharge	5.00%	Minimum investment	EUR 500.00
Category	Equity	Planned administr. fee	0.00%	Savings plan	-
Sub category	Mixed Sectors	Deposit fees	0.00%	UCITS / OGAW	Yes
Fund domicile	Ireland	Redemption charge	0.00%	Performance fee	0.00%
Tranch volume	(01/24/2025) USD 0.075 mill.	Ongoing charges	-	Redeployment fee	0.00%
Total volume	(01/24/2025) USD 176.83 mill.	Dividends		Investment company	
Launch date	4/14/2023	02.01.2025	0.08 EUR	Jupiter AM (EU)	
KESt report funds	Yes	01.10.2024	0.13 EUR	The Wilde 53 Merrion Square-South, D02 PR63, Dublin	
Business year start	01.01.	01.07.2024	0.10 EUR	Ireland	
Sustainability type	-	02.04.2024	0.11 EUR	www.jupiteram.com/	
Fund manager	Jason Pidcock, Sam Konrad	02.01.2024	0.10 EUR		

Performance	1M	6M	YTD	1Y	2Y	3Y	5Y	Since start
Performance	+0.37%	+0.92%	+1.31%	+20.06%	-	-	-	+23.71%
Performance p.a.	-	-	-	+20.00%	-	-	-	+12.73%
Sharpe ratio	0.18	-0.06	1.86	1.34	-	-	-	0.84
Volatility	9.42%	14.92%	10.33%	13.02%	0.00%	0.00%	0.00%	11.99%
Worst month	-	-1.23%	-1.23%	-1.66%	-3.94%	0.00%	0.00%	-3.94%
Best month	-	1.31%	1.31%	7.72%	7.72%	0.00%	0.00%	7.72%
Maximum loss	-3.21%	-7.99%	-3.21%	-9.61%	0.00%	0.00%	0.00%	-
Outperformance	-	-	0.00%	-	-	-	-	-

Distribution permission

Austria, Germany, Switzerland, Czech Republic

<sup>1</sup> Important note on update status: The displayed date refers exclusively to the calculation of the NAV.

<sup>2</sup> Displays the Ethical-Dynamical Ratio calculated according to standard criteria. The maximum value is 100. For more information visit <http://www.mountain-view.com/FER-Fonds-Rating.pdf>

**Jupiter Asia Pacific Income Fund (IRL), L EUR Q Inc / IE0004T0K1L4 / A3ECCG / Jupiter AM (EU)**

**Investment strategy**

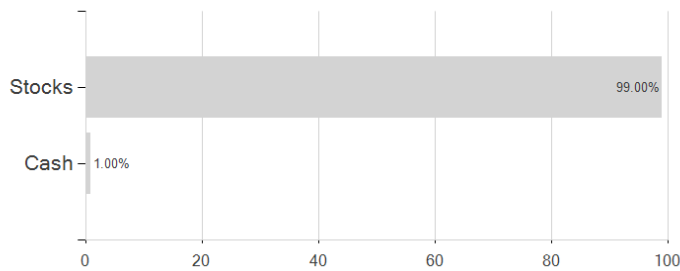
In seeking to achieve its investment objective, the Fund aims to deliver a return, net of fees, greater than that of the MSCI AC Asia Pacific ex Japan Index with net dividends re-invested over rolling 3 year periods. Exposure to China A Shares will not be more than 20% of the Fund's Net Asset Value. The Fund may invest up to 10% of its Net Asset Value in UCITS- eligible collective investment schemes. The Fund may also invest up to 15 % of its Net Asset Value in REITs. The Fund may use derivatives (i.e. financial contracts whose value is linked to the expected price movements of an underlying investment) for efficient portfolio management purposes and for hedging purposes only.

**Investment goal**

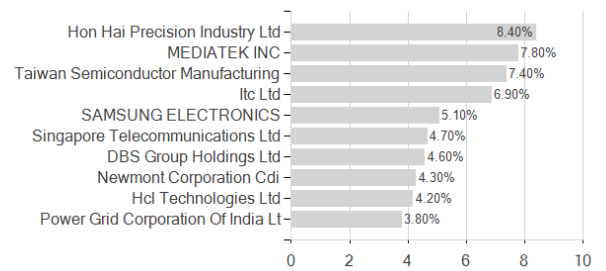
Long term capital growth and income by investing not less than 70 % in shares of companies (i.e. equities) from the Asia Pacific region (excluding Japan) or companies which have a predominant proportion of their assets or business operations in the Asia Pacific region (excluding Japan).

**Assessment Structure**

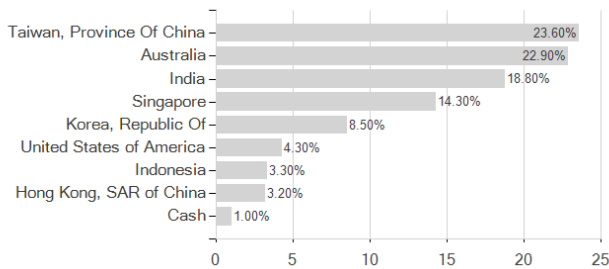
**Assets**



**Largest positions**



**Countries**



**Branches**

