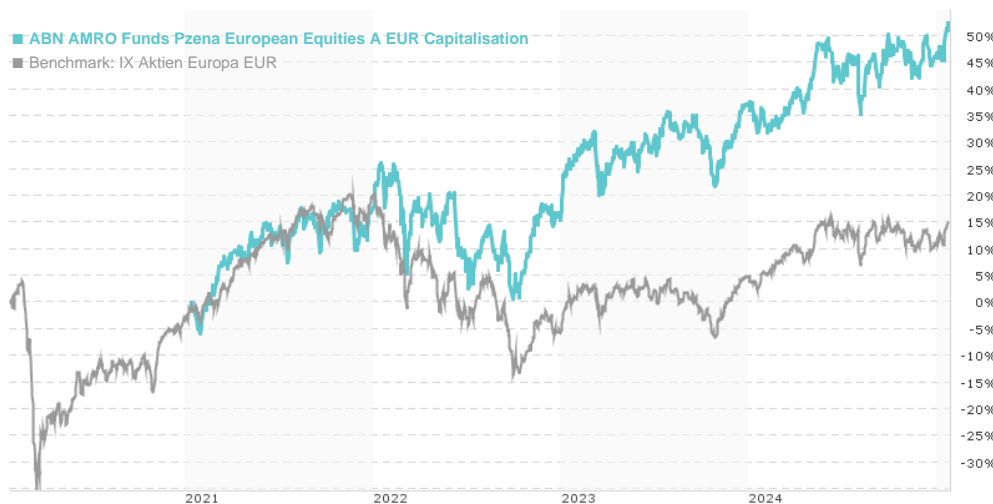


ABN AMRO Funds Pzena European Equities A EUR Capitalisation / LU0849850408 / A2DFZN / ABN AMRO Inv. Sol.

| | | | | |
|------------------------------|--------|---------------|---------------|-------------|
| Last 01/23/2025 ¹ | Region | Branch | Type of yield | Type |
| 221.78 EUR | Europe | Mixed Sectors | reinvestment | Equity Fund |



Risk key figures

SRRRI 1 2 3 4 5 6 7

Mountain-View Funds Rating EDA²



Yearly Performance

| | |
|------|---------|
| 2024 | +7.16% |
| 2023 | +18.59% |
| 2022 | -1.57% |
| 2021 | +17.46% |

| Master data | | Conditions | | Other figures | |
|---------------------|-----------------------------|--|-------|---------------------------|------------|
| Fund type | Single fund | Issue surcharge | 5.00% | Minimum investment | EUR 100.00 |
| Category | Equity | Planned administr. fee | 0.00% | Savings plan | - |
| Sub category | Mixed Sectors | Deposit fees | 0.00% | UCITS / OGAW | Yes |
| Fund domicile | Luxembourg | Redemption charge | 1.00% | Performance fee | 0.00% |
| Tranch volume | (01/23/2025) EUR 5.53 mill. | Ongoing charges | - | Redeployment fee | 0.00% |
| Total volume | - | Dividends | | Investment company | |
| Launch date | 4/4/2013 | ABN AMRO Inv. Sol. | | | |
| KESt report funds | No | | | | |
| Business year start | 01.01. | | | | |
| Sustainability type | - | https://www.abnamroinvestmentsolutions.com | | | |
| Fund manager | - | | | | |

| Performance | 1M | 6M | YTD | 1Y | 2Y | 3Y | 5Y | Since start |
|------------------|--------|--------|--------|---------|---------|---------|-------|-------------|
| Performance | +5.36% | +4.56% | +3.75% | +13.85% | +20.75% | +29.16% | - | +52.44% |
| Performance p.a. | - | - | - | +13.81% | +9.87% | +8.90% | - | +11.02% |
| Sharpe ratio | 7.43 | 0.47 | 6.16 | 0.88 | 0.55 | 0.39 | - | 0.52 |
| Volatility | 11.07% | 14.07% | 12.43% | 12.70% | 13.11% | 16.15% | 0.00% | 15.95% |
| Worst month | - | -2.66% | 1.39% | -5.04% | -6.57% | -11.44% | 0.00% | -11.44% |
| Best month | - | 3.75% | 3.75% | 6.07% | 9.77% | 9.77% | 0.00% | 9.77% |
| Maximum loss | -1.86% | -7.40% | -1.86% | -9.45% | -10.44% | -20.05% | 0.00% | - |
| Outperformance | - | - | 0.00% | - | - | - | - | - |

Distribution permission

Germany, Switzerland, Luxembourg, Czech Republic

¹ Important note on update status: The displayed date refers exclusively to the calculation of the NAV.

² Displays the Ethical-Dynamical Ratio calculated according to standard criteria. The maximum value is 100. For more information visit <http://www.mountain-view.com/FER-Fonds-Rating.pdf>

ABN AMRO Funds Pzena European Equities A EUR Capitalisation / LU0849850408 / A2DFZN / ABN AMRO Inv. Sol.

Investment strategy

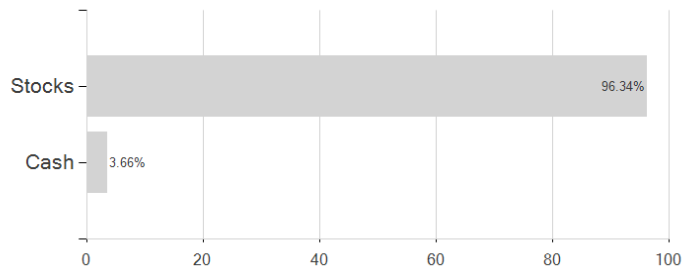
This Fund is actively managed and is compared to the MSCI Europe TR Net for performance and risk level indicator purposes. However, the reference to this index does not constitute any objective or limitation in the management and composition of the portfolio and the Fund does not restrain its universe to the index components. Therefore returns may deviate materially from the performance of the reference index.

Investment goal

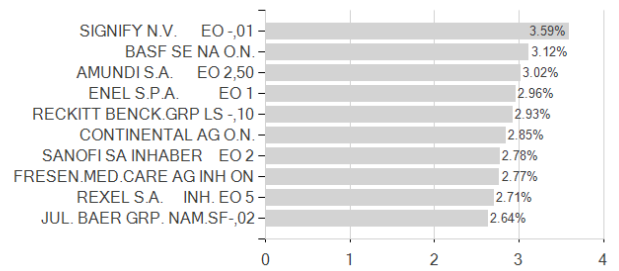
Pzena European Equities belongs to the category of Single Manager Funds. The Fund seeks to increase the value of its assets over the long term by investing in shares issued by companies which are domiciled in or exercise the predominant part of their economic activity in Europe.

Assessment Structure

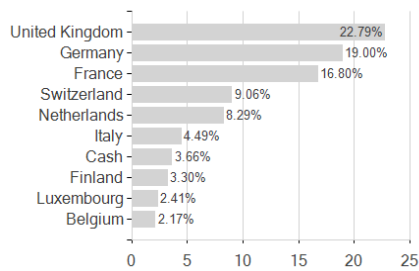
Assets



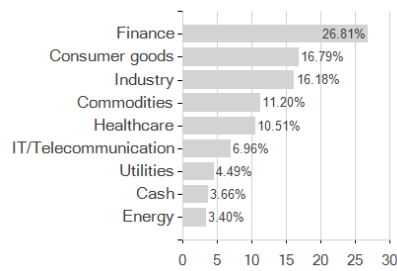
Largest positions



Countries



Branches



Currencies

