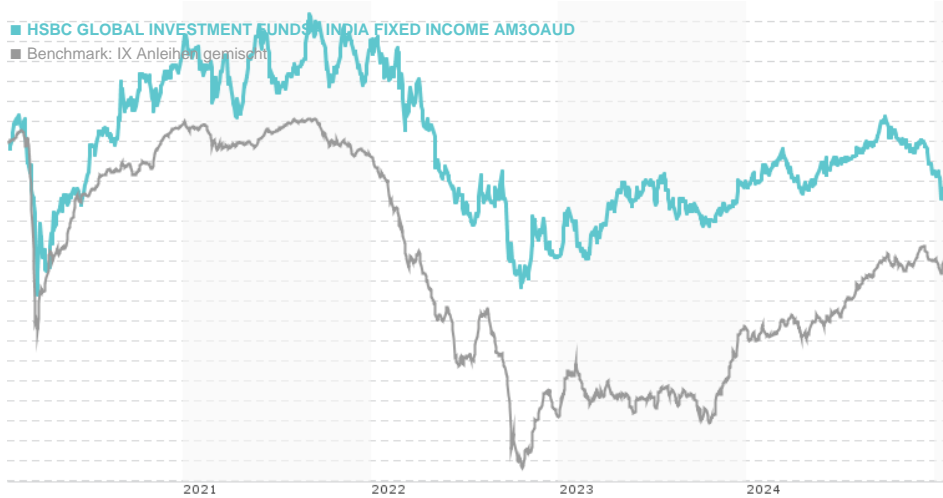


HSBC GLOBAL INVESTMENT FUNDS - INDIA FIXED INCOME AM30AUD / LU1819531879 / A401SR / HSBC Inv. Funds

Last 01/23/2025 ¹	Country	Branch	Type of yield	Type
7.46 AUD	India	Bonds: Mixed	paying dividend	Fixed-Income Fund



Risk key figures

SRRRI	1	2	3	4	5	6	7
Mountain-View Funds Rating	EDA ²						
	63						

Yearly Performance

2024	+0.50%
2023	+3.93%
2022	-10.25%
2021	+0.23%
2020	+5.92%

Master data		Conditions		Other figures	
-------------	--	------------	--	---------------	--

Fund type	Single fund	Issue surcharge	3.10%	Minimum investment	USD 5,000.00
Category	Bonds	Planned administr. fee	0.00%	Savings plan	-
Sub category	Bonds: Mixed	Deposit fees	0.00%	UCITS / OGAW	Yes
Fund domicile	Luxembourg	Redemption charge	0.00%	Performance fee	0.00%
Tranch volume	(01/23/2025) USD 15.81 mill.	Ongoing charges	-	Redeployment fee	0.00%
Total volume	(01/23/2025) USD 688.78 mill.	Dividends		Investment company	
Launch date	8/29/2018	30.12.2024	0.04 AUD	HSBC Inv. Funds (LU)	
KESt report funds	No	27.11.2024	0.04 AUD	18, Boulevard de Kockelscheuer, 1821, Luxembourg	
Business year start	01.04.	29.10.2024	0.04 AUD	Luxembourg	
Sustainability type	-	27.09.2024	0.04 AUD	www.assetmanagement.hsbc.lu	
Fund manager	Sanjay B Shah, Fouad Mouadine, William GOH	29.08.2024	0.04 AUD		

Performance	1M	6M	YTD	1Y	2Y	3Y	5Y	Since start
Performance	-0.89%	-1.14%	-0.48%	+0.05%	+2.06%	-5.91%	-1.63%	+8.94%
Performance p.a.	-	-	-	+0.05%	+1.03%	-2.01%	-0.33%	+1.34%
Sharpe ratio	-2.71	-1.71	-1.97	-0.88	-0.47	-1.01	-0.58	-0.23
Volatility	4.67%	2.87%	5.08%	2.99%	3.46%	4.65%	5.22%	5.64%
Worst month	-	-1.47%	-1.47%	-1.47%	-1.47%	-2.85%	-5.13%	-5.13%
Best month	-	0.93%	-0.48%	0.93%	1.73%	2.63%	2.69%	7.87%
Maximum loss	-1.79%	-4.09%	-1.44%	-4.09%	-4.09%	-11.43%	-12.81%	-
Outperformance	-	-	0.00%	-	-	-	-	-

Distribution permission

Austria, Germany, Switzerland, Luxembourg, Czech Republic

¹ Important note on update status: The displayed date refers exclusively to the calculation of the NAV.

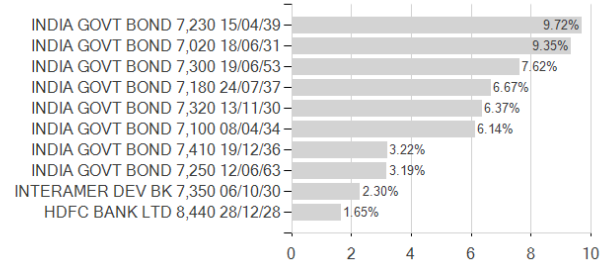
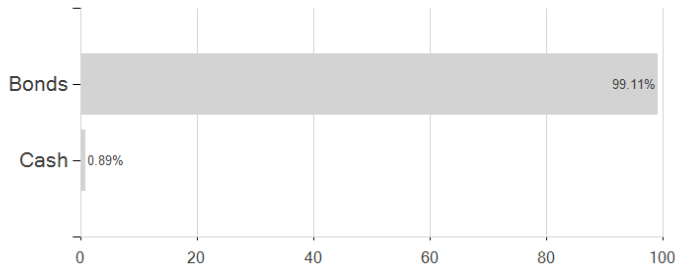
² Displays the Ethical-Dynamical Ratio calculated according to standard criteria. The maximum value is 100. For more information visit <http://www.mountain-view.com/FER-Fonds-Rating.pdf>

HSBC GLOBAL INVESTMENT FUNDS - INDIA FIXED INCOME AM3OAU / LU1819531879 / A401SR / HSBC Inv. Funds

Assessment Structure

Assets

Largest positions



Countries

Rating

Branches

