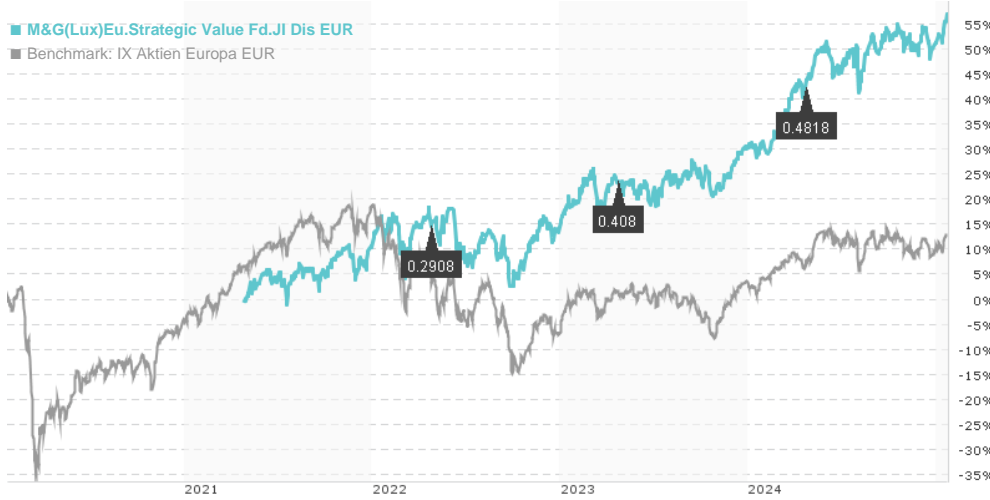


M&G(Lux)Eu.Strategic Value Fd.JI Dis EUR / LU2329590611 / A3CUEP / M&G Luxembourg

Last 01/23/2025 ¹	Region	Branch	Type of yield	Type
14.30 EUR	Europe	Mixed Sectors	paying dividend	Equity Fund



Risk key figures

SRRRI	1	2	3	4	5	6	7
Mountain-View Funds Rating							EDA ²
							62

Yearly Performance

2024	+16.18%
2023	+14.71%
2022	+2.83%

Master data		Conditions		Other figures	
Fund type	Single fund	Issue surcharge	1.25%	Minimum investment	EUR 200,000,000.00
Category	Equity	Planned administr. fee	0.00%	Savings plan	-
Sub category	Mixed Sectors	Deposit fees	0.40%	UCITS / OGAW	Yes
Fund domicile	Luxembourg	Redemption charge	0.00%	Performance fee	0.00%
Tranch volume	-	Ongoing charges	-	Redeployment fee	0.00%
Total volume	(01/23/2025) EUR 2,390.18 mill.	Dividends		Investment company	
Launch date	4/26/2021	22.04.2024	0.48 EUR	M&G Luxembourg	
KEST report funds	Yes	24.04.2023	0.41 EUR	16, Boulevard Royal, 2449, Luxembourg	
Business year start	01.04.	25.04.2022	0.29 EUR	Luxembourg	
Sustainability type	-	https://www.mandg.lu			
Fund manager	Richard Halle				

Performance	1M	6M	YTD	1Y	2Y	3Y	5Y	Since start
Performance	+4.18%	+3.78%	+2.99%	+20.40%	+31.08%	+38.82%	-	+55.97%
Performance p.a.	-	-	-	+20.34%	+14.47%	+11.55%	-	+12.61%
Sharpe ratio	8.18	0.41	7.39	1.68	1.07	0.69	-	0.78
Volatility	7.25%	11.94%	7.71%	10.55%	11.00%	12.85%	0.00%	12.71%
Worst month	-	-2.45%	0.17%	-3.36%	-4.08%	-8.77%	0.00%	-8.77%
Best month	-	3.62%	2.99%	5.77%	5.77%	6.78%	0.00%	6.78%
Maximum loss	-1.19%	-6.29%	-1.19%	-6.71%	-8.57%	-13.53%	0.00%	-
Outperformance	-	-	0.00%	-	-	-	-	-

Distribution permission

Austria, Germany, Switzerland, Czech Republic

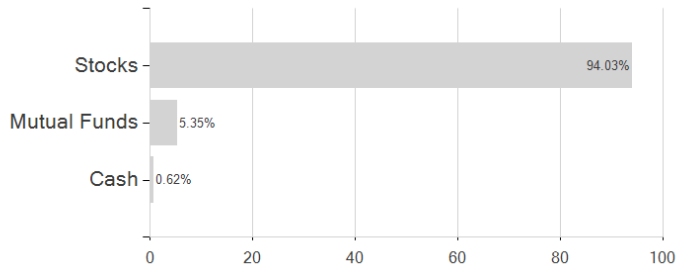
¹ Important note on update status: The displayed date refers exclusively to the calculation of the NAV.

² Displays the Ethical-Dynamical Ratio calculated according to standard criteria. The maximum value is 100. For more information visit <http://www.mountain-view.com/FER-Fonds-Rating.pdf>

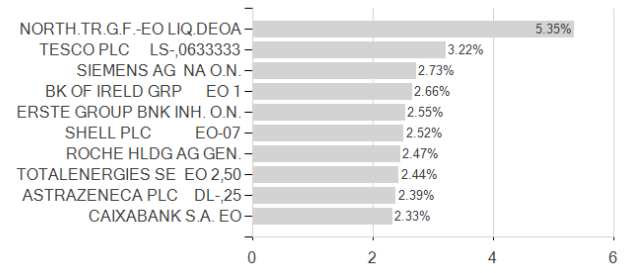
M&G(Lux)Eu.Strategic Value Fd.JI Dis EUR / LU2329590611 / A3CUEP / M&G Luxembourg

Assessment Structure

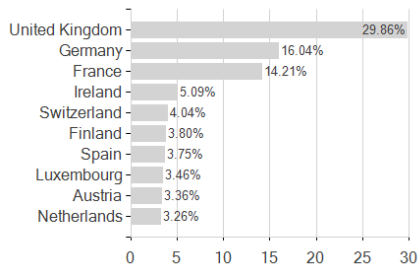
Assets



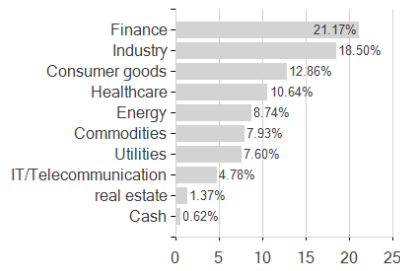
Largest positions



Countries



Branches



Currencies

