

F.GI.Multi-Asset I.Fd.C USD / LU1586272996 / A2DN1M / Franklin Templeton

Last 01/09/2025 ¹	Region	Branch	Type of yield	Type
12.31 USD	Worldwide	Mixed fund/flexible	reinvestment	Mixed Fund



Risk key figures

SRRRI	1	2	3	4	5	6	7	
Mountain-View Funds Rating							EDA ²	76

Yearly Performance

2024	+5.87%
2023	+8.32%
2022	-8.55%
2021	+14.93%
2020	+1.60%

Master data		Conditions		Other figures	
Fund type	Single fund	Issue surcharge	0.00%	Minimum investment	USD 1,000.00
Category	Mixed Fund	Planned administr. fee	0.00%	Savings plan	-
Sub category	Mixed fund/flexible	Deposit fees	0.14%	UCITS / OGAW	Yes
Fund domicile	Luxembourg	Redemption charge	1.00%	Performance fee	0.00%
Tranch volume	(12/31/2024) USD 0.246 mill.	Ongoing charges	-	Redeployment fee	0.00%
Total volume	(12/31/2024) USD 123.85 mill.	Dividends		Investment company	
Launch date	4/7/2017	Franklin Templeton			
KESt report funds	No	Schottenring 16, 2.OG, 1010, Wien			
Business year start	01.07.	Austria			
Sustainability type	-	https://www.franklintempleton.at			
Fund manager	Matthias Hoppe, Dominik Hoffmann				

Performance	1M	6M	YTD	1Y	2Y	3Y	5Y	Since start
Performance	-1.36%	+1.90%	+0.33%	+6.95%	+13.46%	+5.03%	+22.24%	+23.10%
Performance p.a.	-	-	-	+6.93%	+6.51%	+1.65%	+4.09%	+2.71%
Sharpe ratio	-3.40	0.15	3.46	0.66	0.63	-0.15	0.14	-0.01
Volatility	5.20%	7.06%	3.28%	6.29%	5.96%	7.30%	9.09%	7.80%
Worst month	-	-1.54%	-1.37%	-2.41%	-2.41%	-5.09%	-7.16%	-7.16%
Best month	-	2.56%	0.33%	2.56%	4.23%	5.74%	5.74%	5.74%
Maximum loss	-2.40%	-4.03%	-0.24%	-4.03%	-4.68%	-10.64%	-15.41%	-
Outperformance	-	-	0.00%	-	-	-	-	-

Distribution permission

Austria, Germany, Switzerland, Czech Republic

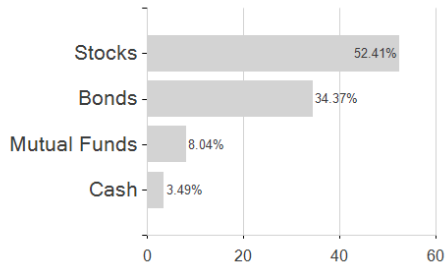
¹ Important note on update status: The displayed date refers exclusively to the calculation of the NAV.

² Displays the Ethical-Dynamical Ratio calculated according to standard criteria. The maximum value is 100. For more information visit <http://www.mountain-view.com/FER-Fonds-Rating.pdf>

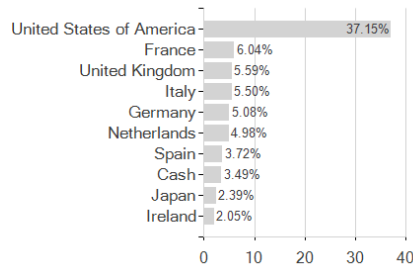
F.GI.Multi-Asset I.Fd.C USD / LU1586272996 / A2DN1M / Franklin Templeton

Assessment Structure


Assets



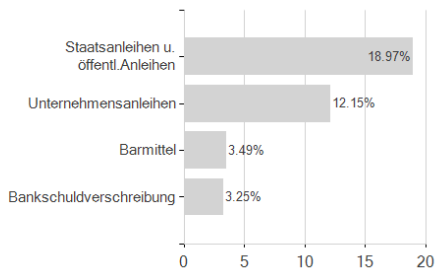
Countries



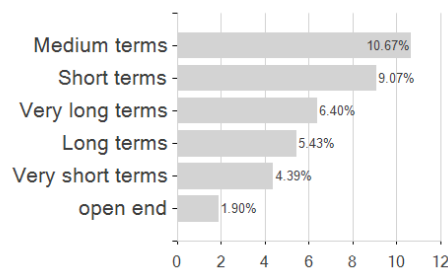
Largest positions



Issuer



Duration



Currencies

