

DPAM B Equities EMU Index F / BE0947573771 / DPAM43 / Degroof Petercam AM

Aktuell 22.01.2025 ¹	Region	Branche	Ertragstyp	Typ
768,94 EUR	Euroland	Branchenmix	thesaurierend	Aktienfonds

■ DPAM B Equities EMU Index F
■ Benchmark: IX Aktien Euroland



Risikokennzahlen

SRRI 1 2 3 4 5 6 7

Mountain-View Fonds Rating EDA²

▲▲▲▲▲▲

Jahresperformance

2024	+9,47%
2023	+17,15%

Stammdaten		Konditionen		Sonstige Kennzahlen	
Fondsart	Einzelfonds	Ausgabeaufschlag	1,15%	Mindestveranlagung	EUR 25.000,00
Kategorie	Aktien	Gepl. Verwaltungsgeb.	0,00%	Sparplan	-
Unterkategorie	Branchenmix	Depotgebühr	0,03%	UCITS / OGAW	Ja
Ursprungsland	Belgien	Tilgungsgebühr	0,10%	Gewinnbeteiligung	0,00%
Tranchen-Fondsvolumen (22.01.2025)	EUR 118,70 Mio.	Laufende Kosten	-	Umschichtgebühr	0,00%
Gesamt-Fondsvolumen (22.01.2025)	EUR 167,35 Mio.	Ausschüttungen		Fondsgesellschaft	
Auflegedatum	19.04.1998	Degroof Petercam AM			
KESt-Meldefonds	Nein	12, rue Eugène Ruppert, 2453, Luxemburg			
Geschäftsjahresbeginn	01.01.	Luxemburg			
Nachhaltigkeitsfondsart	-	funds.degroofpetercam.com/			
Fondsmanager	-				

Wertentwicklung	1M	6M	YTD	1J	2J	3J	5J	seit Beginn
Performance	+6,37%	+5,47%	+5,41%	+16,33%	+25,58%	-	-	+32,38%
Performance p.a.	-	-	-	+16,29%	+12,06%	-	-	+10,47%
Sharpe Ratio	10,73	0,66	12,28	1,16	0,77	-	-	0,54
Volatilität	10,18%	12,88%	11,16%	11,79%	12,23%	0,00%	0,00%	14,52%
Schlechtester Monat	-	-4,50%	1,37%	-4,50%	-4,50%	-9,15%	0,00%	-9,15%
Bester Monat	-	5,41%	5,41%	5,41%	8,10%	8,30%	0,00%	8,30%
Maximaler Verlust	-1,20%	-6,77%	-1,20%	-9,45%	-10,60%	0,00%	0,00%	-
Outperformance	-	-	0,00%	-	-	-	-	-

¹ Wichtiger Hinweis zum Aktualisierungsstand: Das angegebene Datum bezieht sich ausschließlich auf die Berechnung des NAV.

² Zeigt den Ethisch Dynamischen Anteil berechnet nach Standardkriterien. Der maximale Wert beträgt 100. Nähere Informationen unter <http://www.mountain-view.com/FER-Fonds-Rating.pdf>

DPAM B Equities EMU Index F / BE0947573771 / DPAM43 / Degroof Petercam AM

Investmentstrategie

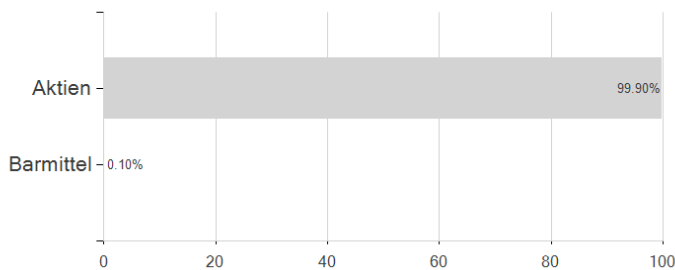
The sub-fund invests mainly in equities of European companies in the EMU zone (and other analogous transferable securities), warrants, convertible bonds, subscription rights and, on an ancillary basis, cash and cash equivalents. The sub-fund may, on an optional basis, use derivatives such as options and/or futures contracts ("futures" and/or "forwards") in order to achieve the investment objectives and/or for risk hedging purposes (hedging or exposure of/to interest rate and credit risks).

Investmentziel

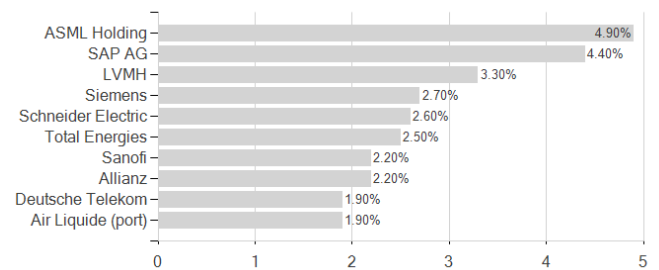
The objective of the sub-fund is to obtain as high a return as possible by investing mainly in equities of European Union member states participating in the European Monetary Union (EMU). The objective of the sub-fund is to obtain as high a return as possible by investing mainly in equities of European Union member states participating in the European Monetary Union (EMU). The index is tracked using a passive investment management strategy investing physically and non-synthetically in all securities in the index or a representative sample of these securities, holding each security in a proportion approximately identical to its weight in the index. Each sector is represented in a proportion approximately identical to its weight in the index. The tracking error (standard deviation from the benchmark) is around 0.80%. This is a passively managed sub-fund, which means that the portfolio manager aims to replicate the performance of a benchmark.

Veranlagungsstruktur

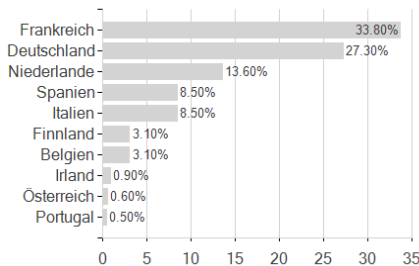
Veranlagungen



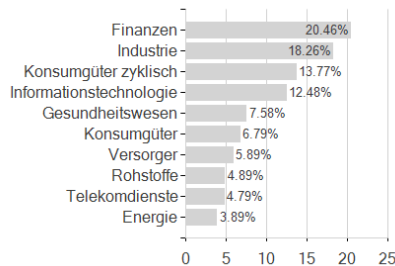
Größte Positionen



Länder



Branchen



Währungen

