

AXA WF-US H.Y.B.ZF Cap USD / LU1670746186 / A2DWJS / AXA Fds. Management

Last 01/09/2025 <sup>1</sup>	Country	Branch	Type of yield	Type
119.43 USD	United States of America	Corporate Bonds	reinvestment	Fixed-Income Fund



**Risk key figures**

SRRRI	1	2	3	4	5	6	7
Mountain-View Funds Rating	EDA <sup>2</sup>						72

**Yearly Performance**

2024	+8.00%
2023	+12.29%
2022	-9.60%
2021	+4.22%

Master data		Conditions		Other figures	
Fund type	Single fund	Issue surcharge	2.00%	Minimum investment	USD 250,000.00
Category	Bonds	Planned administr. fee	0.00%	Savings plan	-
Sub category	Corporate Bonds	Deposit fees	0.00%	UCITS / OGAW	Yes
Fund domicile	Luxembourg	Redemption charge	0.00%	Performance fee	0.00%
Tranch volume	-	Ongoing charges	-	Redeployment fee	0.00%
Total volume	(01/09/2025) USD 2,300.37 mill.	<b>Dividends</b>		<b>Investment company</b>	
Launch date	9/17/2020	AXA Fds. Management			
KESr report funds	Yes	49, Avenue J.F. Kennedy, 1855, Luxembourg			
Business year start	01.01.	Luxembourg			
Sustainability type	-	www.axa-im.com			
Fund manager	Michael Graham, Robert Houle				

Performance	1M	6M	YTD	1Y	2Y	3Y	5Y	Since start
Performance	-0.52%	+4.56%	+0.18%	+8.91%	+18.25%	+10.86%	-	+19.57%
Performance p.a.	-	-	-	+8.88%	+8.73%	+3.50%	-	+4.23%
Sharpe ratio	-4.35	3.07	1.83	2.53	1.57	0.14	-	0.32
Volatility	2.02%	2.11%	2.52%	2.43%	3.80%	5.15%	0.00%	4.48%
Worst month	-	-0.47%	-0.36%	-0.83%	-1.40%	-6.49%	-6.49%	-6.49%
Best month	-	1.68%	0.18%	1.68%	4.35%	5.86%	5.86%	5.86%
Maximum loss	-0.90%	-0.91%	-0.30%	-1.53%	-3.97%	-13.19%	0.00%	-
Outperformance	-	-	0.00%	-	-	-	-	-

**Distribution permission**  
Austria, Germany, Switzerland, Luxembourg, Czech Republic

<sup>1</sup> Important note on update status: The displayed date refers exclusively to the calculation of the NAV.  
<sup>2</sup> Displays the Ethical-Dynamical Ratio calculated according to standard criteria. The maximum value is 100. For more information visit <http://www.mountain-view.com/FER-Fonds-Rating.pdf>

**AXA WF-US H.Y.B.ZF Cap USD / LU1670746186 / A2DWJS / AXA Fds. Management**

**Investment strategy**

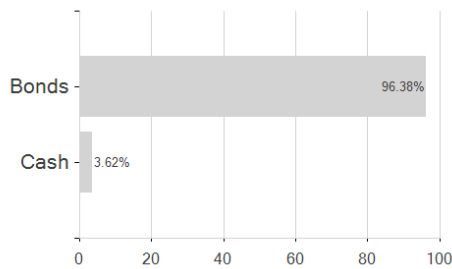
The Sub-Fund is actively managed in order to capture opportunities in the US high yield debt market, primarily investing in securities that are part of the ICE BofA US High Yield Master II benchmark index (the "Benchmark") universe. As part of the investment process, the Investment Manager has broad discretion over the composition of the Sub-Fund's portfolio and can take, based on its investment convictions, exposure to companies, countries or sectors not included in the Benchmark or take different positioning in terms of duration, geographical allocation and/or sector or issuer selection compared to the Benchmark, even though the Benchmark constituents are generally representative of the Sub-Fund's portfolio. Thus, the deviation from the Benchmark is likely to be significant.

**Investment goal**

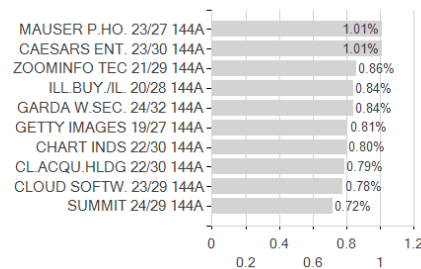
The Sub-Fund investment objective is to seek high income and capital growth by investing in US high yield debt securities over a long term period.

**Assessment Structure**

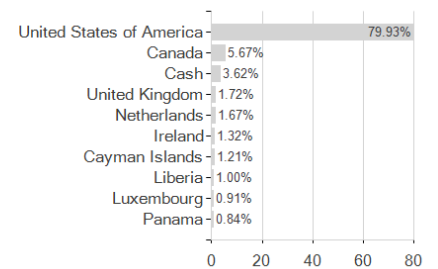
**Assets**



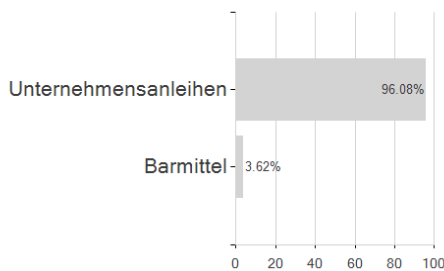
**Largest positions**



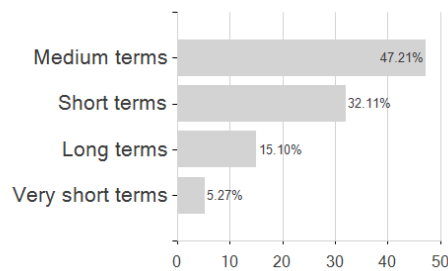
**Countries**



**Issuer**



**Duration**



**Currencies**

