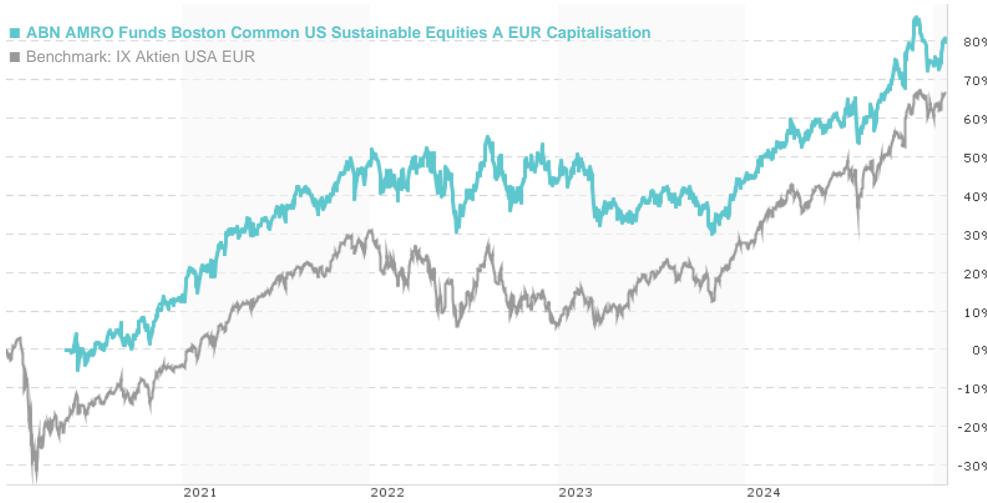


ABN AMRO Funds Boston Common US Sustainable Equities A EUR Capitalisation / LU2036697717 / A2QFE5 / ABN

| | | | | |
|------------------------------|--------------------------|---------------|---------------|-------------|
| Last 01/22/2025 ¹ | Country | Branch | Type of yield | Type |
| 180.17 EUR | United States of America | Mixed Sectors | reinvestment | Equity Fund |

■ ABN AMRO Funds Boston Common US Sustainable Equities A EUR Capitalisation
■ Benchmark: IX Aktien USA EUR



Risk key figures

SRRRI 1 2 3 4 5 6 7

Mountain-View Funds Rating EDA²

▲ ▲ ▲ ▲ ▲ ▲

Yearly Performance

| | |
|------|---------|
| 2024 | +20.90% |
| 2023 | +0.25% |
| 2022 | -2.94% |
| 2021 | +29.66% |

| Master data | | Conditions | | Other figures | |
|---------------------|-----------------------------|--|-------|---------------------------|------------|
| Fund type | Single fund | Issue surcharge | 5.00% | Minimum investment | EUR 100.00 |
| Category | Equity | Planned administr. fee | 0.00% | Savings plan | - |
| Sub category | Mixed Sectors | Deposit fees | 0.00% | UCITS / OGAW | Yes |
| Fund domicile | Luxembourg | Redemption charge | 1.00% | Performance fee | 0.00% |
| Tranch volume | (01/22/2025) USD 7.60 mill. | Ongoing charges | - | Redeployment fee | 0.00% |
| Total volume | - | Dividends | | Investment company | |
| Launch date | 5/28/2020 | ABN AMRO Inv. Sol. | | | |
| KESt report funds | Yes | | | | |
| Business year start | 01.01. | | | | |
| Sustainability type | Ethics/ecology | https://www.abnamroinvestmentsolutions.com | | | |
| Fund manager | - | | | | |

| Performance | 1M | 6M | YTD | 1Y | 2Y | 3Y | 5Y | Since start |
|------------------|--------|---------|--------|---------|---------|---------|--------|-------------|
| Performance | +2.88% | +10.74% | +3.33% | +22.74% | +24.36% | +26.13% | - | +80.17% |
| Performance p.a. | - | - | - | +22.67% | +11.51% | +8.05% | - | +13.41% |
| Sharpe ratio | 3.57 | 1.31 | 5.76 | 1.55 | 0.67 | 0.34 | - | 0.68 |
| Volatility | 10.81% | 15.06% | 12.08% | 12.92% | 13.20% | 15.76% | 0.00% | 15.90% |
| Worst month | - | -5.81% | -5.81% | -5.81% | -5.81% | -7.58% | -7.58% | -7.58% |
| Best month | - | 9.55% | 3.33% | 9.55% | 9.55% | 9.94% | 9.94% | 9.94% |
| Maximum loss | -1.95% | -7.38% | -1.95% | -7.38% | -13.62% | -16.09% | 0.00% | - |
| Outperformance | - | - | 0.00% | - | - | - | - | - |

Distribution permission

Austria, Germany, Switzerland, Luxembourg, Czech Republic

¹ Important note on update status: The displayed date refers exclusively to the calculation of the NAV.

² Displays the Ethical-Dynamical Ratio calculated according to standard criteria. The maximum value is 100. For more information visit <http://www.mountain-view.com/FER-Fonds-Rating.pdf>

ABN AMRO Funds Boston Common US Sustainable Equities A EUR Capitalisation / LU2036697717 / A2QFE5 / ABN

Investment strategy

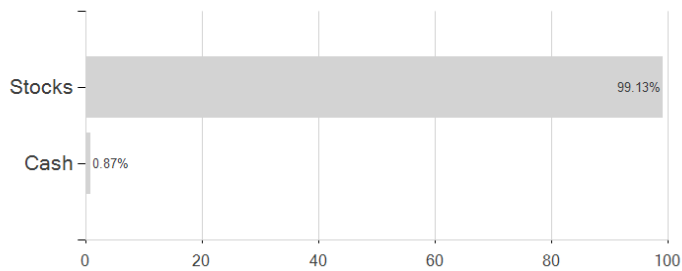
The Fund seeks to increase the value of its assets over the long term by investing in transferable equity securities such as equities, other equity shares such as co-operative shares and participation certificates issued by, or warrants on transferable equity securities of, companies which are domiciled in or exercise the predominant part of their economic activity in North America. The minimum asset allocation in such securities on a consolidated basis (direct and indirect investments through the use of derivative instruments) will be of 60% of the sub-fund's net assets. Moreover, the minimum sub-fund's investment in equity securities will be of 75% of the sub-fund's net assets.

Investment goal

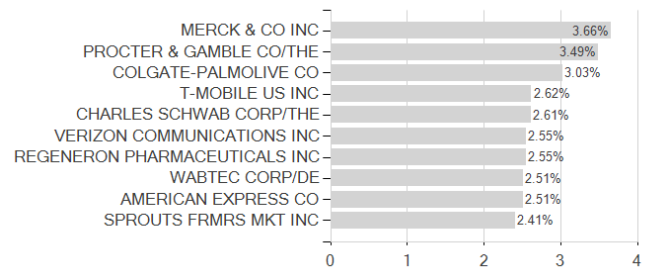
Boston Common US Sustainable Equities belongs to the category of Single Manager Funds.

Assessment Structure

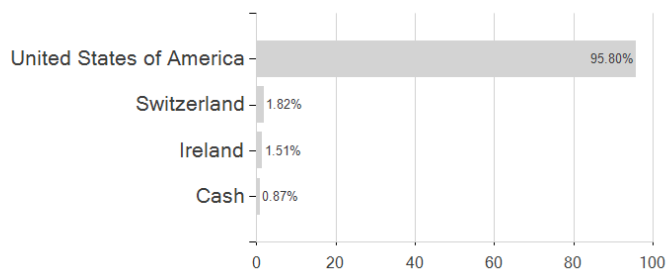
Assets



Largest positions



Countries



Branches

