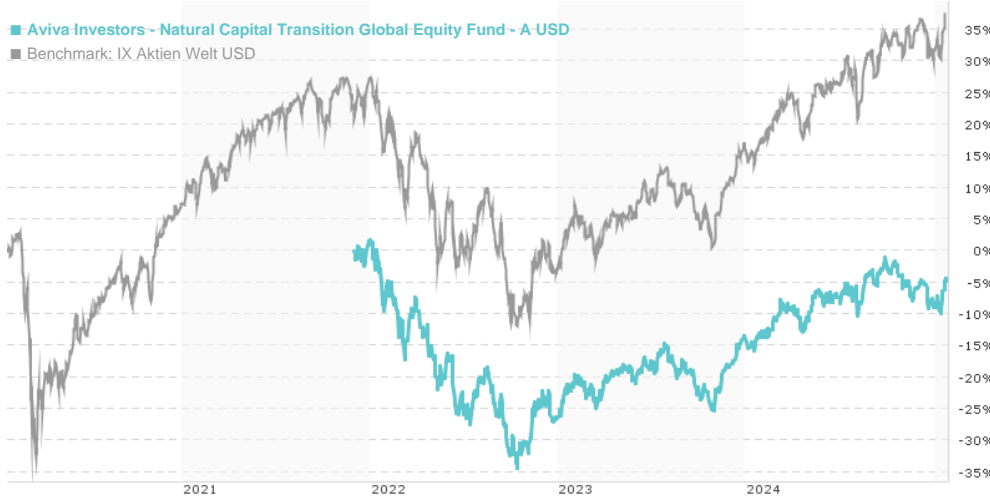


Aviva Investors - Natural Capital Transition Global Equity Fund - A USD / LU2366405079 / A3CUU2 / Aviva Investors

| | | | | |
|------------------------------|-----------|---------------|---------------|-------------|
| Last 01/24/2025 ¹ | Region | Branch | Type of yield | Type |
| 9.58 USD | Worldwide | Mixed Sectors | reinvestment | Equity Fund |



Risk key figures

| | | | | | | | | |
|----------------------------|---|---|---|---|---|---|------------------|----|
| SRRRI | 1 | 2 | 3 | 4 | 5 | 6 | 7 | |
| Mountain-View Funds Rating | | | | | | | EDA ² | 89 |

Yearly Performance

| | |
|------|---------|
| 2024 | +5.97% |
| 2023 | +17.72% |
| 2022 | -27.57% |

| Master data | | Conditions | | Other figures | |
|---------------------|------------------------------|----------------------------------|-------|---------------------------|-------|
| Fund type | Single fund | Issue surcharge | 5.00% | Minimum investment | UNT 0 |
| Category | Equity | Planned administr. fee | 0.00% | Savings plan | - |
| Sub category | Mixed Sectors | Deposit fees | 0.20% | UCITS / OGAW | Yes |
| Fund domicile | Luxembourg | Redemption charge | 0.00% | Performance fee | 0.00% |
| Tranch volume | (01/24/2025) EUR 0.001 mill. | Ongoing charges | - | Redeployment fee | 0.00% |
| Total volume | (01/24/2025) EUR 40.51 mill. | Dividends | | Investment company | |
| Launch date | 11/30/2021 | Aviva Investors (LU) | | | |
| KESt report funds | No | 2 r. du Fort Bourbon, 1249, Gare | | | |
| Business year start | 01.01. | Luxembourg | | | |
| Sustainability type | Ethics/ecology | https://www.avivainvestors.com | | | |
| Fund manager | Jonathan Toub, Julie Zhuang | | | | |

| Performance | 1M | 6M | YTD | 1Y | 2Y | 3Y | 5Y | Since start |
|------------------|--------|--------|--------|---------|---------|---------|-------|-------------|
| Performance | +3.37% | +2.55% | +4.30% | +10.42% | +21.87% | +4.19% | - | -4.24% |
| Performance p.a. | - | - | - | +10.39% | +10.38% | +1.38% | - | -1.36% |
| Sharpe ratio | 3.70 | 0.20 | 6.15 | 0.65 | 0.65 | -0.08 | - | -0.24 |
| Volatility | 13.88% | 12.27% | 14.15% | 11.86% | 11.90% | 16.54% | 0.00% | 16.55% |
| Worst month | - | -4.05% | -2.58% | -4.05% | -5.14% | -10.37% | 0.00% | -10.37% |
| Best month | - | 4.30% | 4.30% | 4.30% | 8.73% | 8.73% | 0.00% | 8.73% |
| Maximum loss | -2.92% | -8.94% | -2.92% | -8.94% | -12.57% | -31.16% | 0.00% | - |
| Outperformance | - | - | 0.00% | - | - | - | - | - |

Distribution permission

Austria, Germany, Switzerland, Luxembourg, Czech Republic

¹ Important note on update status: The displayed date refers exclusively to the calculation of the NAV.

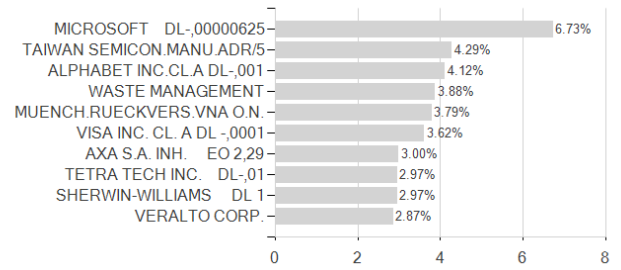
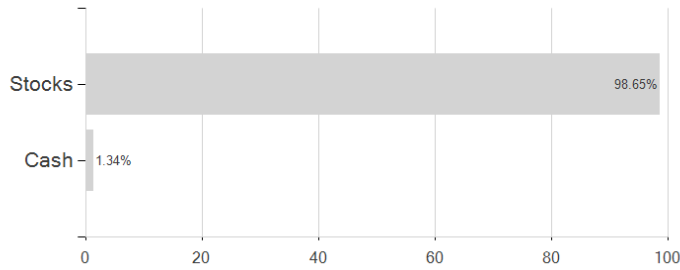
² Displays the Ethical-Dynamical Ratio calculated according to standard criteria. The maximum value is 100. For more information visit <http://www.mountain-view.com/FER-Fonds-Rating.pdf>

Aviva Investors - Natural Capital Transition Global Equity Fund - A USD / LU2366405079 / A3CUU2 / Aviva Investors

Assessment Structure

Assets

Largest positions



Countries

Branches

Currencies

