

AB SICAV I American Growth Pf.A PLN H / LU1877328838 / A3CQHH / AllianceBernstein LU

Last 01/23/2025 ¹	Country	Branch	Type of yield	Type
236.37 PLN	United States of America	Mixed Sectors	reinvestment	Equity Fund



Risk key figures

SRR1	1	2	3	4	5	6	7	
Mountain-View Funds Rating							EDA ²	78

Yearly Performance

2024	+24.87%
2023	+34.54%
2022	-27.96%
2021	+27.40%

Master data		Conditions		Other figures	
Fund type	Single fund	Issue surcharge	5.00%	Minimum investment	PLN 7,500.00
Category	Equity	Planned administr. fee	0.00%	Savings plan	-
Sub category	Mixed Sectors	Deposit fees	0.50%	UCITS / OGAW	Yes
Fund domicile	Luxembourg	Redemption charge	0.00%	Performance fee	0.00%
Tranch volume	(01/23/2025) USD 61.81 mill.	Ongoing charges	-	Redeployment fee	0.00%
Total volume	(01/23/2025) USD 8,721.31 mill.	Dividends		Investment company	
Launch date	4/11/2019	AllianceBernstein LU			
KESr report funds	No	2-4, rue Eugene Ruppert, 2453, Luxembourg			
Business year start	01.06.	Luxembourg			
Sustainability type	-	https://www.alliancebernstein.com			
Fund manager	John H. Fogarty, Vinay Thapar				

Performance	1M	6M	YTD	1Y	2Y	3Y	5Y	Since start
Performance	+3.81%	+12.64%	+6.14%	+27.67%	+67.58%	+45.64%	-	+63.66%
Performance p.a.	-	-	-	+27.59%	+29.41%	+13.35%	-	+13.00%
Sharpe ratio	3.25	1.34	9.45	1.53	1.73	0.50	-	0.52
Volatility	16.19%	17.89%	16.37%	16.39%	15.48%	21.19%	0.00%	20.05%
Worst month	-	-3.05%	-1.04%	-5.89%	-5.89%	-10.81%	0.00%	-10.81%
Best month	-	6.14%	6.14%	7.23%	8.80%	11.93%	0.00%	11.93%
Maximum loss	-3.66%	-8.17%	-3.50%	-11.57%	-11.57%	-27.85%	0.00%	-
Outperformance	-	-	0.00%	-	-	-	-	-

Distribution permission

Austria, Germany, Switzerland, Czech Republic

¹ Important note on update status: The displayed date refers exclusively to the calculation of the NAV.

² Displays the Ethical-Dynamical Ratio calculated according to standard criteria. The maximum value is 100. For more information visit <http://www.mountain-view.com/FER-Fonds-Rating.pdf>

AB SICAV I American Growth Pf.A PLN H / LU1877328838 / A3CQHH / AllianceBernstein LU

Investment strategy

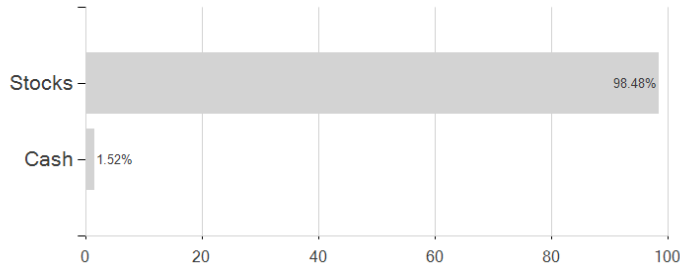
Under normal market conditions, the Portfolio typically invests at least 80%, and not less than two thirds, of its assets in equity securities of companies that are organised, or have substantial business activities, in the US. The Investment Manager intends to build a comparatively concentrated, high conviction portfolio of securities of large-capitalisation companies (typically 40-60 companies) that it believes are of high quality and superior long-term growth characteristics. The Portfolio may be exposed to any currency. The Portfolio uses derivatives for hedging (reducing risks) and efficient portfolio management.

Investment goal

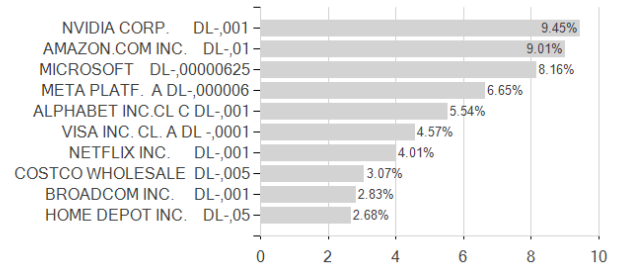
The Portfolio seeks to increase the value of your investment over time through capital growth.

Assessment Structure

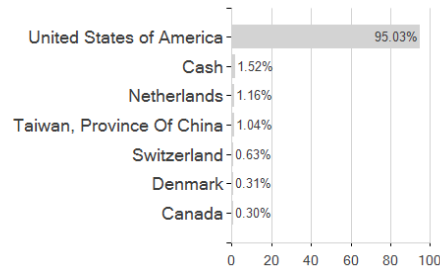
Assets



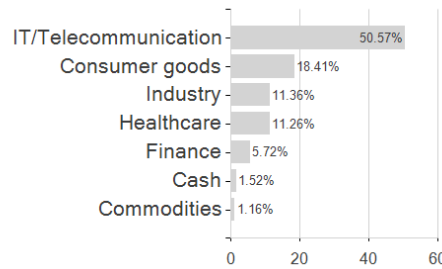
Largest positions



Countries



Branches



Currencies

