

AB SICAV I Sust.US Them.Pf.I GBP H / LU2386875780 / A3C7YB / AllianceBernstein LU

Last 01/22/2025 ¹	Country	Branch	Type of yield	Type
17.13 GBP	United States of America	Mixed Sectors	reinvestment	Equity Fund



Risk key figures

SRR1	1	2	3	4	5	6	7	
Mountain-View Funds Rating							EDA ²	75

Yearly Performance

2024	+9.98%
2023	+18.96%

Master data		Conditions		Other figures	
Fund type	Single fund	Issue surcharge	1.50%	Minimum investment	GBP 500,000.00
Category	Equity	Planned administr. fee	0.00%	Savings plan	-
Sub category	Mixed Sectors	Deposit fees	0.50%	UCITS / OGAW	Yes
Fund domicile	Luxembourg	Redemption charge	0.00%	Performance fee	0.00%
Tranch volume	(01/22/2025) USD 0.202 mill.	Ongoing charges	-	Redeployment fee	0.00%
Total volume	(01/22/2025) USD 825.75 mill.	Dividends		Investment company	
Launch date	2/10/2022	AllianceBernstein LU			
KESt report funds	No	2-4, rue Eugene Ruppert, 2453, Luxembourg			
Business year start	01.06.	Luxembourg			
Sustainability type	Ethics/ecology	https://www.alliancebernstein.com			
Fund manager	Daniel C. Roarty, Benjamin Ruegsegger				

Performance	1M	6M	YTD	1Y	2Y	3Y	5Y	Since start
Performance	+3.19%	+3.01%	+4.32%	+14.12%	+29.97%	+14.20%	-	+14.20%
Performance p.a.	-	-	-	+14.08%	+14.00%	+4.60%	-	+4.60%
Sharpe ratio	3.72	0.24	7.89	0.88	0.86	-	-	0.10
Volatility	11.81%	13.92%	12.57%	13.05%	13.26%	0.00%	0.00%	18.60%
Worst month	-	-4.48%	-4.48%	-4.88%	-5.71%	-10.16%	0.00%	-10.16%
Best month	-	4.32%	4.32%	5.35%	8.87%	12.29%	0.00%	12.29%
Maximum loss	-2.39%	-6.48%	-2.16%	-7.46%	-12.57%	0.00%	0.00%	-
Outperformance	-	-	0.00%	-	-	-	-	-

Distribution permission

Austria, Germany, Switzerland, Luxembourg

¹ Important note on update status: The displayed date refers exclusively to the calculation of the NAV.

² Displays the Ethical-Dynamical Ratio calculated according to standard criteria. The maximum value is 100. For more information visit <http://www.mountain-view.com/FER-Fonds-Rating.pdf>

AB SICAV I Sust.US Them.Pf.I GBP H / LU2386875780 / A3C7YB / AllianceBernstein LU

Investment strategy

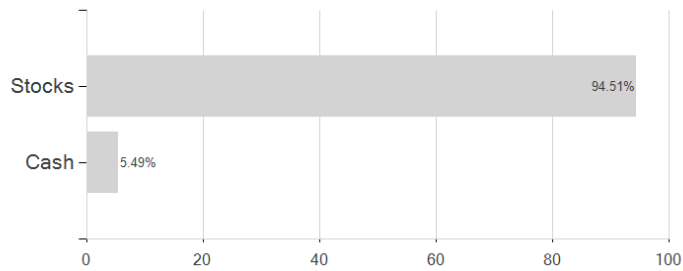
Under normal circumstances, the Portfolio typically invests at least 80% of its net assets in equity securities of issuers that the Investment Manager believes are positively exposed to sustainable investment themes. The Portfolio mainly invests in medium and largesized companies that are organised, have substantial business activities, or are impacted by developments, in the US. The Investment Manager invests in securities that it believes are positively exposed to environmentally or socially oriented sustainable investment themes derived from the UN Sustainable Development Goals (UN SDGs).

Investment goal

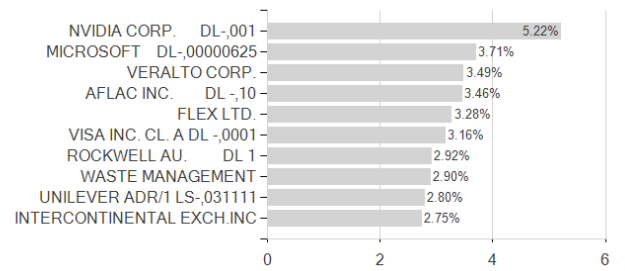
The Portfolio seeks to increase the value of your investment through capital growth.

Assessment Structure

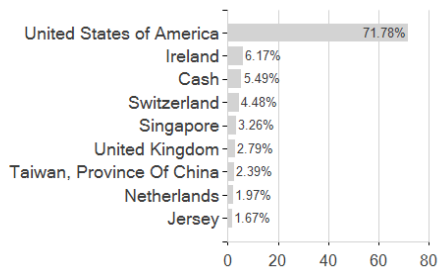
Assets



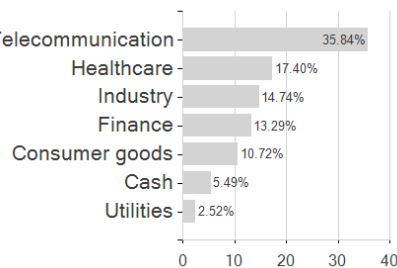
Largest positions



Countries



Branches



Currencies

