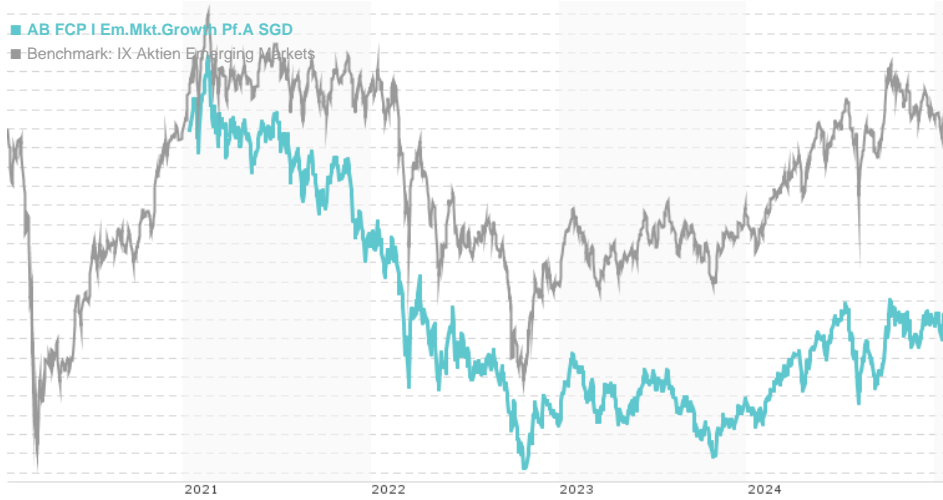


AB FCP I Em.Mkt.Growth Pf.A SGD / LU0289936097 / A2PSC4 / AllianceBernstein LU

Last 01/23/2025 ¹	Region	Branch	Type of yield	Type
62.96 SGD	Emerging Markets	Mixed Sectors	reinvestment	Equity Fund



Risk key figures						
SRRI	1	2	3	4	5	6
Mountain-View Funds Rating						EDA ²
						72

Yearly Performance	
2024	+10.89%
2023	+4.09%
2022	-22.06%
2021	-11.47%

Master data		Conditions		Other figures	
Fund type	Single fund	Issue surcharge	5.00%	Minimum investment	SGD 3,000.00
Category	Equity	Planned administr. fee	0.00%	Savings plan	-
Sub category	Mixed Sectors	Deposit fees	0.00%	UCITS / OGAW	Yes
Fund domicile	Luxembourg	Redemption charge	0.00%	Performance fee	0.00%
Tranch volume	(01/23/2025) USD 0.092 mill.	Ongoing charges	-	Redeployment fee	0.00%
Total volume	(01/23/2025) USD 523.72 mill.	Dividends		Investment company	
Launch date	11/14/2005			AllianceBernstein LU	
KESt report funds	No			2-4, rue Eugene Ruppert, 2453, Luxembourg	
Business year start	01.09.			Luxembourg	
Sustainability type	-			https://www.alliancebernstein.com	
Fund manager	Ivan Kim				

Performance	1M	6M	YTD	1Y	2Y	3Y	5Y	Since start
Performance	-0.05%	+2.69%	+0.87%	+14.81%	+6.15%	-6.75%	-	-19.67%
Performance p.a.	-	-	-	+14.76%	+3.03%	-2.30%	-	-5.29%
Sharpe ratio	-0.28	0.17	0.96	0.88	0.03	-0.30	-	-0.49
Volatility	11.70%	15.67%	12.48%	13.76%	13.24%	16.61%	0.00%	16.36%
Worst month	-	-3.89%	0.87%	-3.89%	-4.90%	-9.50%	0.00%	-9.50%
Best month	-	3.09%	3.09%	6.51%	8.95%	10.44%	0.00%	10.44%
Maximum loss	-3.41%	-8.73%	-3.41%	-12.77%	-14.00%	-27.27%	0.00%	-
Outperformance	-	-	0.00%	-	-	-	-	-

Distribution permission

Austria, Germany, Switzerland, Czech Republic

¹ Important note on update status: The displayed date refers exclusively to the calculation of the NAV.

² Displays the Ethical-Dynamical Ratio calculated according to standard criteria. The maximum value is 100. For more information visit <http://www.mountain-view.com/FER-Fonds-Rating.pdf>

AB FCP I Em.Mkt.Growth Pf.A SGD / LU0289936097 / A2PSC4 / AllianceBernstein LU

Investment strategy

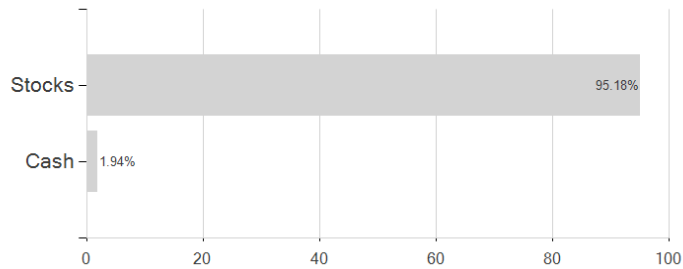
Under normal circumstances, the Portfolio invests mainly in equity of issuers situated in emerging market countries. The Portfolio aims to invest in securities that have the potential to achieve superior earnings growth. The Portfolio may use derivatives (i) for efficient portfolio management and (ii) in seeking to reduce potential risks.

Investment goal

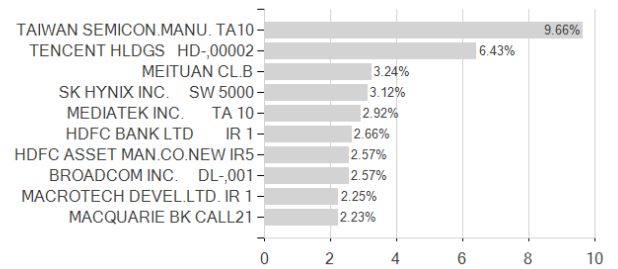
The Portfolio seeks to increase the value of your investment over the long term.

Assessment Structure

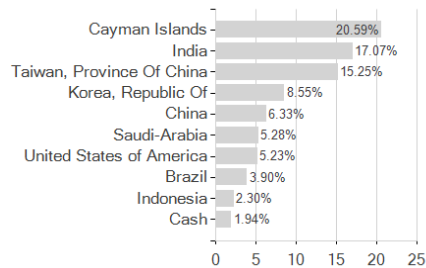
Assets



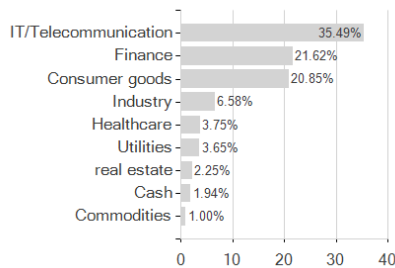
Largest positions



Countries



Branches



Currencies

