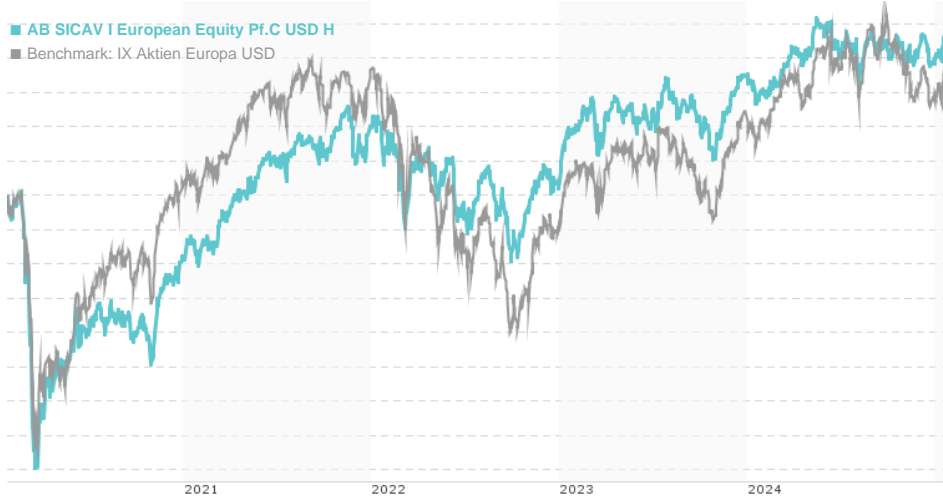


AB SICAV I European Equity Pf.C USD H / LU1278829590 / A3CQC6 / AllianceBernstein LU

Last 01/23/2025 <sup>1</sup>	Region	Branch	Type of yield	Type
27.31 USD	Europe	Mixed Sectors	reinvestment	Equity Fund



Risk key figures

SRRI	1	2	3	4	5	6	7	
Mountain-View Funds Rating							EDA <sup>2</sup>	56

Yearly Performance

2024	+2.10%
2023	+16.33%
2022	-8.03%
2021	+21.29%
2020	-5.80%

Master data		Conditions		Other figures	
Fund type	Single fund	Issue surcharge	1.00%	Minimum investment	USD 2,000.00
Category	Equity	Planned administr. fee	0.00%	Savings plan	-
Sub category	Mixed Sectors	Deposit fees	0.50%	UCITS / OGAW	Yes
Fund domicile	Luxembourg	Redemption charge	0.00%	Performance fee	0.00%
Tranch volume	(01/23/2025) USD 0.236 mill.	Ongoing charges	-	Redeployment fee	0.00%
Total volume	(01/23/2025) USD 386.92 mill.	<b>Dividends</b>		<b>Investment company</b>	
Launch date	9/29/2015	AllianceBernstein LU			
KESt report funds	No	2-4, rue Eugene Ruppert, 2453, Luxembourg			
Business year start	01.06.	Luxembourg			
Sustainability type	-	<a href="https://www.alliancebernstein.com">https://www.alliancebernstein.com</a>			
Fund manager	Andrew Birse, Jane Bleeg				

Performance	1M	6M	YTD	1Y	2Y	3Y	5Y	Since start
Performance	+4.92%	+2.28%	+4.00%	+9.68%	+14.03%	+19.57%	+26.03%	+82.07%
Performance p.a.	-	-	-	+9.65%	+6.77%	+6.14%	+4.73%	+6.64%
Sharpe ratio	9.27	0.18	9.67	0.70	0.37	0.25	0.12	0.24
Volatility	7.91%	10.64%	8.65%	10.04%	11.10%	13.81%	17.65%	16.23%
Worst month	-	-2.64%	-1.02%	-3.53%	-5.00%	-8.28%	-20.49%	-20.49%
Best month	-	4.00%	4.00%	4.81%	8.05%	8.05%	15.24%	15.24%
Maximum loss	-1.36%	-5.50%	-1.36%	-7.66%	-10.14%	-17.30%	-40.15%	-
Outperformance	-	-	0.00%	-	-	-	-	-

Distribution permission

Austria, Germany, Switzerland, Czech Republic

<sup>1</sup> Important note on update status: The displayed date refers exclusively to the calculation of the NAV.

<sup>2</sup> Displays the Ethical-Dynamical Ratio calculated according to standard criteria. The maximum value is 100. For more information visit <http://www.mountain-view.com/FER-Fonds-Rating.pdf>

**AB SICAV I European Equity Pf.C USD H / LU1278829590 / A3CQC6 / AllianceBernstein LU**

**Investment strategy**

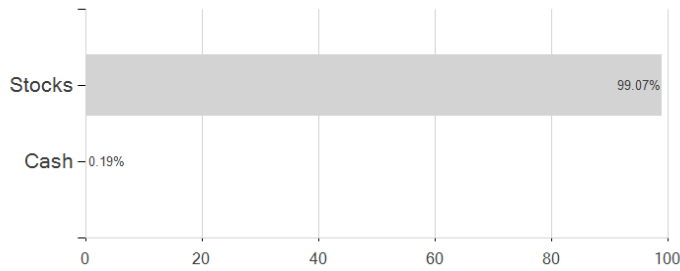
Under normal market conditions, the Portfolio typically invests at least 80%, and not less than two thirds, of its assets in equity securities of companies that are organised, or have substantial business, in Europe. These companies may be of any market capitalisation and industry. The Portfolio may invest or be exposed up to 30% in equity securities of emerging markets.

**Investment goal**

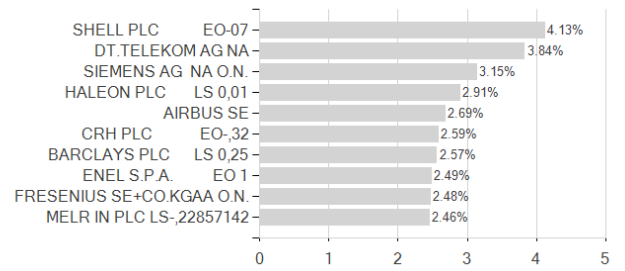
The Portfolio seeks to increase the value of your investment over time through capital growth.

**Assessment Structure**

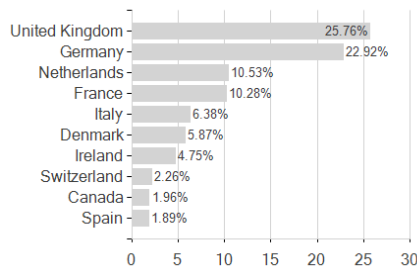
**Assets**



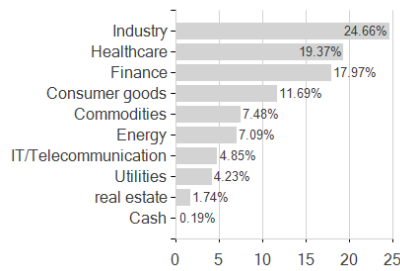
**Largest positions**



**Countries**



**Branches**



**Currencies**

