

Candriam Abs.Ret.Eq.Mark.N.I EUR / LU1962513328 / A3CRP1 / Candriam

Last 01/22/2025 ¹	Region	Branch	Type of yield	Type
1819.29 EUR	Worldwide	AI Hedgefonds Single Strategy	reinvestment	Alternative Investm.



Risk key figures

SRRI	1	2	3	4	5	6	7
Mountain-View Funds Rating							EDA ²
							-

Yearly Performance

2024	+3.85%
2023	+8.02%
2022	-6.09%
2021	+12.60%

Master data		Conditions		Other figures	
Fund type	Single fund	Issue surcharge	5.00%	Minimum investment	UNT 0
Category	Alternative Investments	Planned administr. fee	0.00%	Savings plan	-
Sub category	AI Hedgefonds Single Strategy	Deposit fees	0.05%	UCITS / OGAW	Yes
Fund domicile	Luxembourg	Redemption charge	0.00%	Performance fee	20.00%
Tranch volume	(01/22/2025) EUR 31.92 mill.	Ongoing charges	-	Redeployment fee	0.00%
Total volume	(01/22/2025) EUR 423.45 mill.	Dividends		Investment company	
Launch date	6/10/2020	Candriam 19-21 route d'Arlon, 8009, Strassen Luxembourg www.candriam.com			
KESt report funds	Yes				
Business year start	01.04.				
Sustainability type	-				
Fund manager	Terraz, Rose, Vermont, De Gendre				

Performance	1M	6M	YTD	1Y	2Y	3Y	5Y	Since start
Performance	+1.47%	+2.14%	+0.76%	+4.47%	+12.20%	+5.02%	-	+21.29%
Performance p.a.	-	-	-	+4.46%	+5.93%	+1.65%	-	+4.26%
Sharpe ratio	5.32	0.34	3.00	0.35	0.62	-0.20	-	0.29
Volatility	3.14%	4.80%	3.58%	5.09%	5.28%	5.20%	0.00%	5.45%
Worst month	-	-0.69%	-0.69%	-1.61%	-1.61%	-3.95%	-3.95%	-3.95%
Best month	-	2.33%	0.76%	3.02%	3.02%	3.02%	3.57%	3.57%
Maximum loss	-0.41%	-2.53%	-0.41%	-3.37%	-3.37%	-9.89%	0.00%	-
Outperformance	-	-	0.00%	-	-	-	-	-

Distribution permission

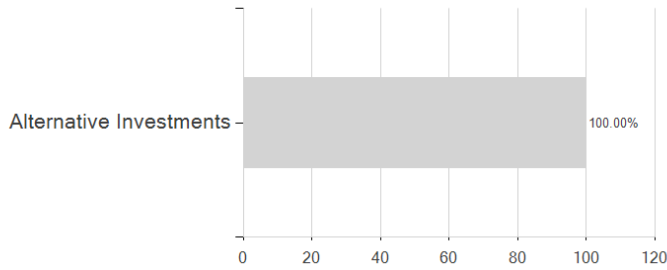
Austria, Germany, Switzerland, Luxembourg, Czech Republic

¹ Important note on update status: The displayed date refers exclusively to the calculation of the NAV.
² Displays the Ethical-Dynamical Ratio calculated according to standard criteria. The maximum value is 100. For more information visit <http://www.mountain-view.com/FER-Fonds-Rating.pdf>

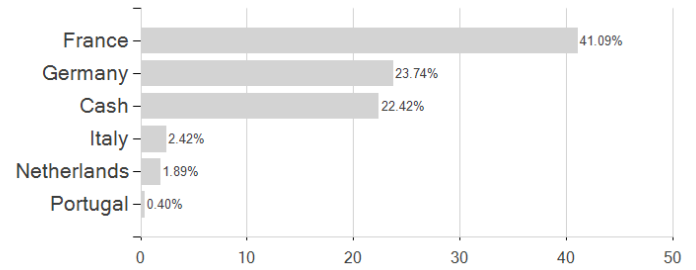
Candriam Abs.Ret.Eq.Mark.N.I EUR / LU1962513328 / A3CRP1 / Candriam

Assessment Structure

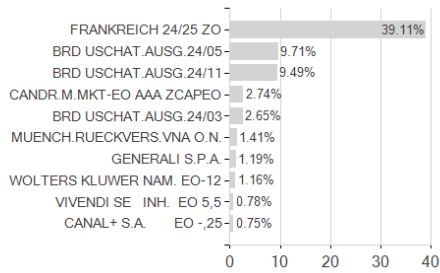
Assets



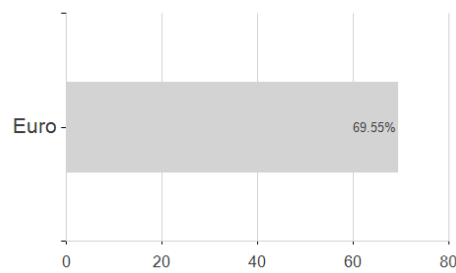
Countries



Largest positions



Currencies



Branches

