

BGF World Technology F.C2 USD / LU0147408131 / 622776 / BlackRock (LU)

Last 01/22/2025 ¹	Region	Branch	Type of yield	Type
74.56 USD	Worldwide	Sector Technology	reinvestment	Equity Fund



Risk key figures

SRR1	1	2	3	4	5	6	7	
Mountain-View Funds Rating							EDA ²	79

Yearly Performance

2024	+30.83%
2023	+47.93%
2022	-43.76%
2021	+6.66%
2020	+83.21%

Master data		Conditions		Other figures	
Fund type	Single fund	Issue surcharge	0.00%	Minimum investment	USD 5,000.00
Category	Equity	Planned administr. fee	0.00%	Savings plan	-
Sub category	Sector Technology	Deposit fees	0.45%	UCITS / OGAW	Yes
Fund domicile	Luxembourg	Redemption charge	0.00%	Performance fee	0.00%
Tranch volume	-	Ongoing charges	-	Redeployment fee	0.00%
Total volume	(01/22/2025) USD 14,110.53 mill.	Dividends		Investment company	
Launch date	11/24/2003	BlackRock (LU) 35a Avenue JF Kennedy, 1855, Luxembourg Luxembourg https://www.blackrock.com			
KEST report funds	Yes				
Business year start	01.09.				
Sustainability type	-				
Fund manager	Tony Kim, Reid Menge				

Performance	1M	6M	YTD	1Y	2Y	3Y	5Y	Since start
Performance	+3.99%	+13.69%	+5.09%	+31.29%	+84.65%	+42.70%	+105.74%	+598.78%
Performance p.a.	-	-	-	+31.19%	+35.88%	+12.60%	+15.50%	+10.44%
Sharpe ratio	2.83	1.13	5.95	1.30	1.58	0.38	0.48	0.36
Volatility	20.62%	23.19%	21.05%	22.05%	21.04%	26.38%	26.76%	21.44%
Worst month	-	-5.80%	1.30%	-5.80%	-5.84%	-17.01%	-17.01%	-17.43%
Best month	-	5.09%	5.09%	9.28%	14.61%	14.61%	15.90%	20.03%
Maximum loss	-5.41%	-12.52%	-5.41%	-17.28%	-17.28%	-37.01%	-49.47%	-
Outperformance	-	-	0.00%	-	-	-	-	-

Distribution permission

Austria, Germany, Switzerland, Czech Republic

¹ Important note on update status: The displayed date refers exclusively to the calculation of the NAV.

² Displays the Ethical-Dynamical Ratio calculated according to standard criteria. The maximum value is 100. For more information visit <http://www.mountain-view.com/FER-Fonds-Rating.pdf>

BGF World Technology F.C2 USD / LU0147408131 / 622776 / BlackRock (LU)

Investment strategy

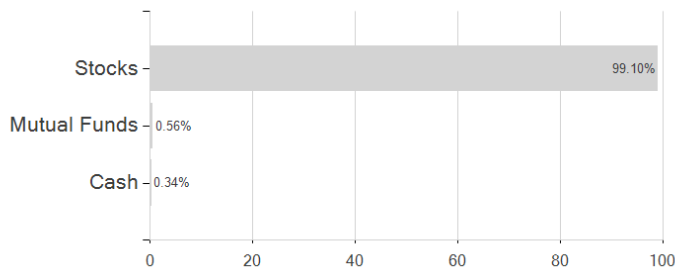
The investment adviser (IA) may use financial derivative instruments (FDIs) (i.e. investments the prices of which are based on one or more underlying assets) for investment purposes in order to achieve the investment objective of the Fund, and/or to reduce risk within the Fund's portfolio, reduce investment costs and generate additional income. The Fund may, via FDIs, generate varying amounts of market leverage (i.e. where the Fund gains market exposure in excess of the value of its assets).

Investment goal

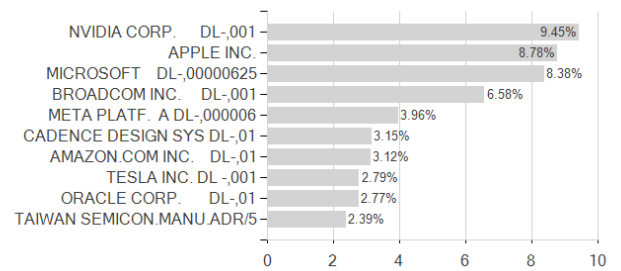
The Fund aims to maximise the return on your investment through a combination of capital growth and income on the Fund's assets and invest in a manner consistent with the principles of environmental, social and governance (ESG) investing. The Fund invests globally at least 70% of its total assets in the equity securities (e.g. shares) of companies the main business of which is in the technology sector.

Assessment Structure

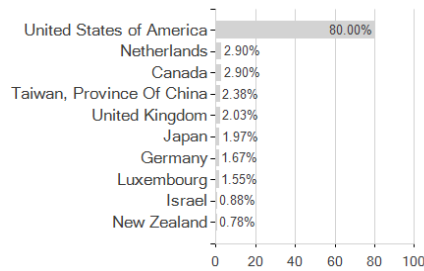
Assets



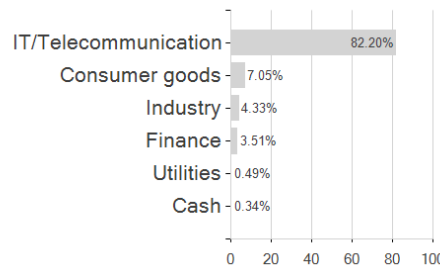
Largest positions



Countries



Branches



Currencies

