

iShares Edge MSCI Eur.Mf.U.E.EUR D / IE00BG13YL86 / A2JDDF / BlackRock AM (IE)

| | | | | |
|------------------------------|--------|------------|-----------------|----------------------|
| Last 01/23/2025 ¹ | Region | Branch | Type of yield | Type |
| 6.93 EUR | Europe | ETF Stocks | paying dividend | Alternative Investm. |



Risk key figures

| | | | | | | | |
|----------------------------|------------------|---|---|---|---|---|----|
| SRRRI | 1 | 2 | 3 | 4 | 5 | 6 | 7 |
| Mountain-View Funds Rating | EDA ² | | | | | | 69 |

Yearly Performance

| | |
|------|---------|
| 2024 | +14.20% |
| 2023 | +19.86% |
| 2022 | -16.00% |
| 2021 | +27.25% |
| 2020 | -0.65% |

| Master data | | Conditions | | Other figures | |
|---------------------|--|------------------------|----------|---|-------|
| Fund type | Single fund | Issue surcharge | 0.00% | Minimum investment | UNT 1 |
| Category | Equity | Planned administr. fee | 0.00% | Savings plan | - |
| Sub category | ETF Stocks | Deposit fees | 0.00% | UCITS / OGAW | Yes |
| Fund domicile | Ireland | Redemption charge | 0.00% | Performance fee | 0.00% |
| Tranch volume | (01/23/2025) EUR 4.78 mill. | Ongoing charges | - | Redeployment fee | 0.00% |
| Total volume | (01/23/2025) EUR 247.01 mill. | Dividends | | Investment company | |
| Launch date | 2/23/2018 | 12.12.2024 | 0.05 EUR | BlackRock AM (IE) | |
| KESt report funds | Yes | 13.06.2024 | 0.12 EUR | 12 Throgmorton Avenue, EC2N 2DL, London | |
| Business year start | 01.06. | 14.12.2023 | 0.05 EUR | United Kingdom | |
| Sustainability type | - | 15.06.2023 | 0.11 EUR | https://www.blackrock.com | |
| Fund manager | BlackRock Asset Management Ireland Limited | 15.12.2022 | 0.05 EUR | | |

| Performance | 1M | 6M | YTD | 1Y | 2Y | 3Y | 5Y | Since start |
|------------------|--------|--------|--------|---------|---------|---------|---------|-------------|
| Performance | +4.78% | +4.20% | +4.42% | +19.65% | +34.01% | +29.73% | +49.20% | +67.72% |
| Performance p.a. | - | - | - | +19.59% | +15.74% | +9.06% | +8.32% | +7.76% |
| Sharpe ratio | 9.01 | 0.53 | 12.99 | 1.69 | 1.25 | 0.47 | 0.33 | 0.32 |
| Volatility | 7.83% | 11.00% | 8.43% | 10.02% | 10.51% | 13.52% | 17.05% | 15.88% |
| Worst month | - | -2.77% | -1.39% | -2.77% | -3.22% | -8.19% | -15.37% | -15.37% |
| Best month | - | 4.42% | 4.42% | 4.95% | 7.02% | 7.02% | 10.67% | 10.67% |
| Maximum loss | -1.34% | -6.49% | -1.34% | -7.42% | -7.42% | -21.19% | -37.04% | - |
| Outperformance | - | - | 2.98% | +4.36% | +9.62% | +9.41% | - | - |

Distribution permission

Austria, Germany, Switzerland, Czech Republic

¹ Important note on update status: The displayed date refers exclusively to the calculation of the NAV.
² Displays the Ethical-Dynamical Ratio calculated according to standard criteria. The maximum value is 100. For more information visit <http://www.mountain-view.com/FER-Fonds-Rating.pdf>

iShares Edge MSCI Eur.Mf.U.E.EUR D / IE00BG13YL86 / A2JDDF / BlackRock AM (IE)

Investment strategy

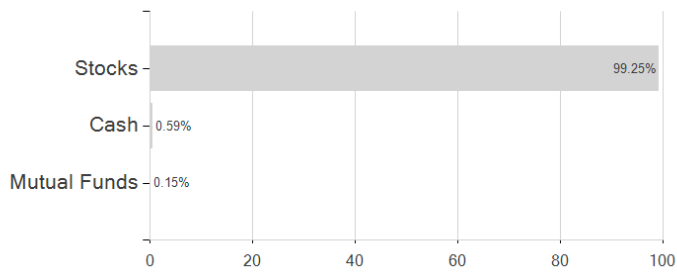
The Index aims to reflect the performance characteristics of a subset of equity securities (e.g. shares) within the MSCI Europe Index ("Parent Index"), which are selected and weighted on account of their relatively high aggregate exposure to four 'style' factors when compared to other securities within the Parent Index: Value (i.e. companies are rated based on their cheapness or expensiveness relative to other companies in the same sector), Momentum (i.e. companies are assigned a score based upon the share price performance in the previous months relative to other companies in the universe), Size (i.e. companies are assigned a score based on their market capitalisation), and Quality (i.e. companies are assigned a score based on the quality of their characteristics, such as profitability of the company, the stability of its earnings and low levels of leverage/debt).

Investment goal

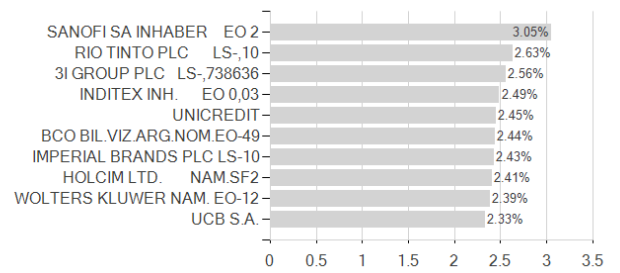
The Share Class is a share class of a Fund which aims to achieve a return on your investment, through a combination of capital growth and income on the Fund's assets, which reflects the return of the MSCI Europe Diversified Multiple-Factor Index, the Fund's benchmark index ("Index"). The Share Class, via the Fund is passively managed, and invests in equity securities (e.g. shares) that, so far as possible and practicable, make up the Index.

Assessment Structure

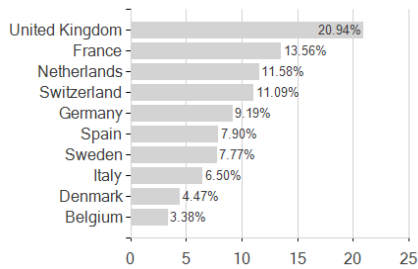
Assets



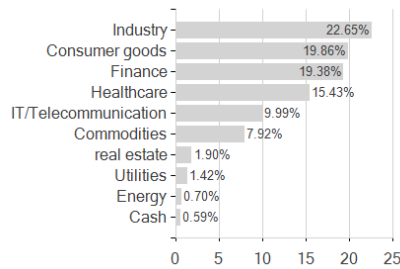
Largest positions



Countries



Branches



Currencies

