

Brandes Global Value Fund I GBP / IE0031574423 / 260188 / Brandes Inv. P. (EU)

Last 01/22/2025 ¹	Region	Branch	Type of yield	Type
59.61 GBP	Worldwide	Mixed Sectors	reinvestment	Equity Fund



Risk key figures

SRRRI	1	2	3	4	5	6	7
Mountain-View Funds Rating							EDA ²
							-

Yearly Performance

2024	+12.95%
2023	+15.35%
2022	+6.36%
2021	+22.61%
2020	+0.30%

Master data		Conditions		Other figures	
Fund type	Single fund	Issue surcharge	5.00%	Minimum investment	GBP 10,000.00
Category	Equity	Planned administr. fee	0.00%	Savings plan	-
Sub category	Mixed Sectors	Deposit fees	0.08%	UCITS / OGAW	Yes
Fund domicile	Ireland	Redemption charge	3.00%	Performance fee	0.00%
Tranch volume	(01/22/2025) USD 0.120 mill.	Ongoing charges	-	Redeployment fee	0.00%
Total volume	(01/22/2025) USD 171.48 mill.	Dividends		Investment company	
Launch date	11/29/2002	Brandes Inv. P. (EU)			
KESt report funds	No	36 Lower Baggot Street, Dublin 2, Ireland			
Business year start	01.01.	Ireland			
Sustainability type	-	https://www.brandes.com			
Fund manager	-				

Performance	1M	6M	YTD	1Y	2Y	3Y	5Y	Since start
Performance	+5.62%	+9.12%	+5.62%	+20.99%	+31.01%	+45.21%	+78.15%	+103.73%
Performance p.a.	-	-	-	+20.92%	+14.46%	+13.25%	+12.23%	+9.68%
Sharpe ratio	12.45	1.47	22.42	1.91	1.09	0.85	0.53	0.44
Volatility	7.37%	11.06%	6.46%	9.59%	10.83%	12.51%	18.13%	16.05%
Worst month	-	-2.17%	-2.17%	-2.28%	-3.51%	-5.51%	-16.24%	-16.24%
Best month	-	5.62%	5.62%	5.86%	6.35%	8.63%	16.47%	16.47%
Maximum loss	-1.09%	-5.23%	-0.33%	-5.75%	-10.00%	-10.31%	-31.06%	-
Outperformance	-	-	2.69%	+10.67%	-1.69%	-2.95%	-	-

Distribution permission

Austria, Germany, Switzerland, Czech Republic

¹ Important note on update status: The displayed date refers exclusively to the calculation of the NAV.

² Displays the Ethical-Dynamical Ratio calculated according to standard criteria. The maximum value is 100. For more information visit <http://www.mountain-view.com/FER-Fonds-Rating.pdf>

Brandes Global Value Fund I GBP / IE0031574423 / 260188 / Brandes Inv. P. (EU)

Investment strategy

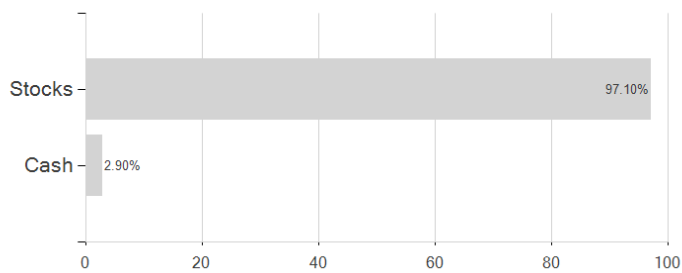
The Sub-Fund is considered to be actively managed in reference to the MSCI World Index (the "Index"). Certain of the Sub-Fund's securities may be components of and may have similar weightings to the Index. However, the Sub-Fund may deviate significantly from the Index and the Manager may use its discretion to invest in countries or industries not included in the Index. In addition, the Sub-Fund is considered to be actively managed in reference to the MSCI World Value Index by virtue of the fact that it uses the MSCI World Value Index for performance comparison purposes. However, the MSCI World Value Index is not used to define the portfolio composition of the Sub-Fund or as a performance target and the Sub-Fund may be wholly invested in securities which are not constituents of the MSCI World Value Index.

Investment goal

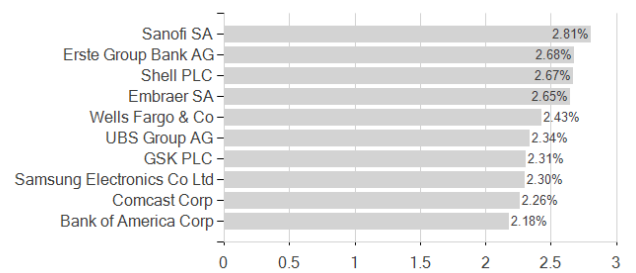
The investment objective of the Sub-Fund is to seek long-term capital appreciation.

Assessment Structure

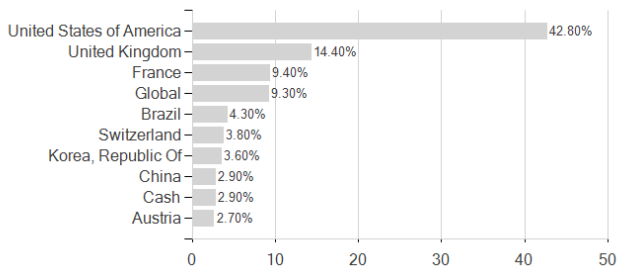
Assets



Largest positions



Countries



Branches

