

New Capital Global Value Credit O USD / IE0033116462 / A1C6UU / Waystone M.Co.(IE)

Last 01/22/2025 ¹	Region	Branch	Type of yield	Type
207.24 USD	Worldwide	Bonds: Mixed	reinvestment	Fixed-Income Fund



Risk key figures

SRRI: 1 2 3 4 5 6 7

Mountain-View Funds Rating: EDA²

▲ ▲ ▲ ▲ ▲ ▲

Yearly Performance

2024	+4.62%
2023	+7.62%
2022	-13.97%
2021	-0.48%
2020	+6.78%

Master data		Conditions		Other figures	
Fund type	Single fund	Issue surcharge	5.00%	Minimum investment	USD 5,000.00
Category	Bonds	Planned administr. fee	0.00%	Savings plan	-
Sub category	Bonds: Mixed	Deposit fees	0.02%	UCITS / OGAW	Yes
Fund domicile	Ireland	Redemption charge	0.00%	Performance fee	0.00%
Tranch volume	(01/22/2025) EUR 83.32 mill.	Ongoing charges	-	Redeployment fee	0.00%
Total volume	-	Dividends		Investment company	
Launch date	8/15/2003	Waystone M.Co.(IE)			
KESt report funds	Yes	35 Shelbourne Road, D04 A4E0, Dublin			
Business year start	01.07.	Ireland			
Sustainability type	-	https://www.waystone.com/			
Fund manager	Michael Leithead, Camila Astaburuaga				

Performance	1M	6M	YTD	1Y	2Y	3Y	5Y	Since start
Performance	+0.34%	+2.34%	+0.17%	+5.18%	+9.09%	-1.53%	+2.57%	+4.41%
Performance p.a.	-	-	-	+5.17%	+4.45%	-0.51%	+0.51%	+0.84%
Sharpe ratio	0.47	0.65	0.04	0.73	0.45	-0.69	-0.47	-0.41
Volatility	3.40%	3.11%	3.80%	3.41%	3.95%	4.67%	4.62%	4.55%
Worst month	-	-1.42%	-1.00%	-1.58%	-2.16%	-5.64%	-6.08%	-6.08%
Best month	-	2.04%	0.17%	2.04%	4.24%	4.54%	4.54%	4.54%
Maximum loss	-1.02%	-2.60%	-1.02%	-2.60%	-5.55%	-18.24%	-21.14%	-
Outperformance	-	-	5.09%	+1.57%	-	-	-	-

Distribution permission

Austria, Germany, Switzerland, Czech Republic

¹ Important note on update status: The displayed date refers exclusively to the calculation of the NAV.

² Displays the Ethical-Dynamical Ratio calculated according to standard criteria. The maximum value is 100. For more information visit <http://www.mountain-view.com/FER-Fonds-Rating.pdf>

New Capital Global Value Credit O USD / IE0033116462 / A1C6UU / Waystone M.Co.(IE)

Investment strategy

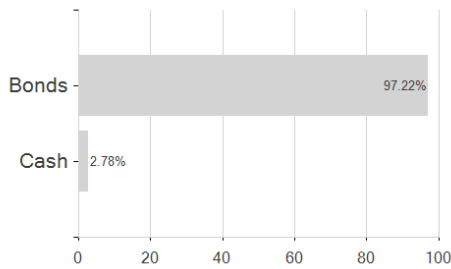
The Fund's benchmark is the BofA Merrill Lynch 1-10 Year Global Corporate Index and may be used for comparative purposes only. The Fund is actively managed and as such does not seek to replicate its benchmark index, but instead may differ from the performance benchmark in order to achieve its objective. The sub-investment manager is not constrained by the benchmark in the selection of investments and may use its discretion to invest in companies or sectors not included in the benchmark in order to take advantage of specific investment opportunities

Investment goal

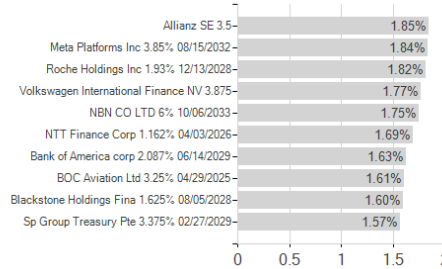
The Fund's objective is to seek long term appreciation through a combination of capital growth and income.

Assessment Structure

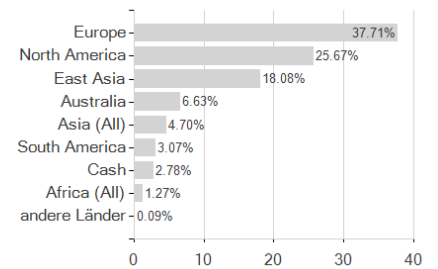
Assets



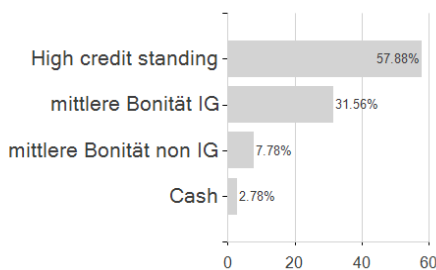
Largest positions



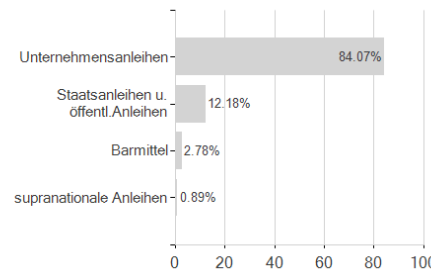
Countries



Rating



Issuer



Duration

