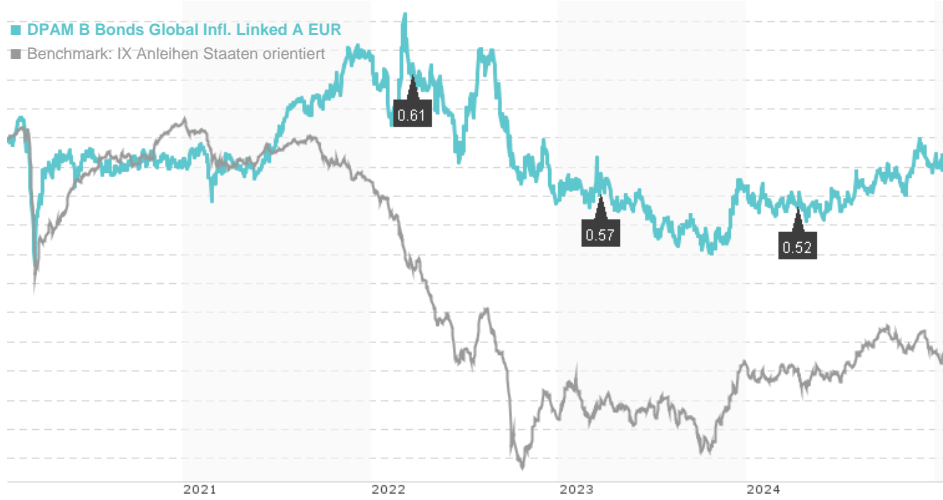


DPAM B Bonds Global Infl. Linked A EUR / BE0948790333 / A2PVES / Degroof Petercam AM

| | | | | |
|------------------------------|-----------|----------------------------|-----------------|-------------------|
| Last 01/23/2025 ¹ | Region | Branch | Type of yield | Type |
| 121.36 EUR | Worldwide | Bonds: Focus Public Sector | paying dividend | Fixed-Income Fund |



Risk key figures

| | | | | | | | |
|----------------------------|------------------|---|---|---|---|---|---|
| SRRRI | 1 | 2 | 3 | 4 | 5 | 6 | 7 |
| Mountain-View Funds Rating | EDA ² | | | | | | |
| | 60 | | | | | | |

Yearly Performance

| | |
|------|--------|
| 2024 | +1.98% |
| 2023 | +0.65% |
| 2022 | -9.22% |
| 2021 | +6.99% |
| 2020 | +1.32% |

| Master data | | Conditions | | Other figures | |
|---------------------|---------------------------------------|------------------------|----------|---|-------|
| Fund type | Single fund | Issue surcharge | 2.00% | Minimum investment | UNT 0 |
| Category | Bonds | Planned administr. fee | 0.00% | Savings plan | - |
| Sub category | Bonds: Focus Public Sector | Deposit fees | 0.03% | UCITS / OGAW | Yes |
| Fund domicile | Belgium | Redemption charge | 0.00% | Performance fee | 0.00% |
| Tranch volume | (01/23/2025) EUR 2.43 mill. | Ongoing charges | - | Redeployment fee | 0.00% |
| Total volume | (01/23/2025) EUR 49.69 mill. | Dividends | | Investment company | |
| Launch date | 9/17/2009 | 08.04.2024 | 0.52 EUR | Degroof Petercam AM | |
| KESt report funds | Yes | 21.03.2023 | 0.57 EUR | 12, rue Eugène Ruppert, 2453, Luxemburg | |
| Business year start | 01.01. | 21.03.2022 | 0.61 EUR | Luxemburg | |
| Sustainability type | - | 22.03.2021 | 0.38 EUR | funds.degroofpetercam.com/ | |
| Fund manager | Vereecke Sam, Figueira de Sousa André | 25.03.2020 | 0.29 EUR | | |

| Performance | 1M | 6M | YTD | 1Y | 2Y | 3Y | 5Y | Since start |
|------------------|--------|--------|--------|--------|--------|---------|---------|-------------|
| Performance | +0.26% | +2.73% | +0.10% | +3.16% | +2.01% | -5.33% | -1.05% | +0.67% |
| Performance p.a. | - | - | - | +3.15% | +1.00% | -1.81% | -0.21% | +0.13% |
| Sharpe ratio | 0.08 | 0.55 | -0.17 | 0.09 | -0.28 | -0.61 | -0.43 | -0.38 |
| Volatility | 6.12% | 5.13% | 6.48% | 5.24% | 6.02% | 7.32% | 6.76% | 6.67% |
| Worst month | - | -1.14% | -1.14% | -1.67% | -1.95% | -4.81% | -4.81% | -4.81% |
| Best month | - | 3.19% | 0.10% | 3.19% | 3.19% | 6.47% | 6.47% | 6.47% |
| Maximum loss | -1.14% | -2.30% | -1.14% | -2.62% | -6.68% | -15.12% | -15.12% | - |
| Outperformance | - | - | 0.06% | -0.74% | - | - | - | - |

Distribution permission

Austria, Germany, Switzerland

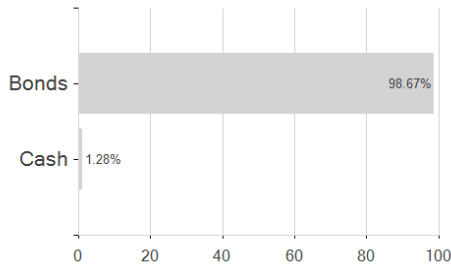
¹ Important note on update status: The displayed date refers exclusively to the calculation of the NAV.

² Displays the Ethical-Dynamical Ratio calculated according to standard criteria. The maximum value is 100. For more information visit <http://www.mountain-view.com/FER-Fonds-Rating.pdf>

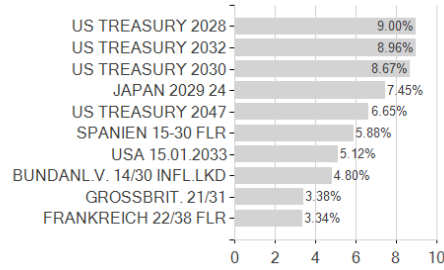
DPAM B Bonds Global Infl. Linked A EUR / BE0948790333 / A2PVES / Degroof Petercam AM

Assessment Structure

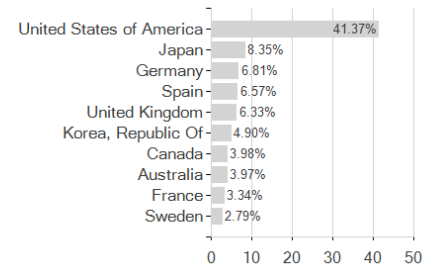
Assets



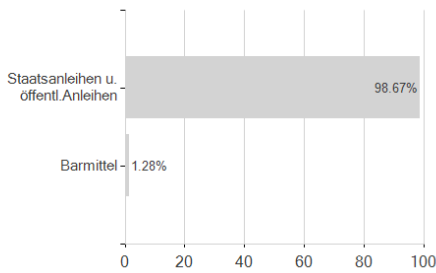
Largest positions



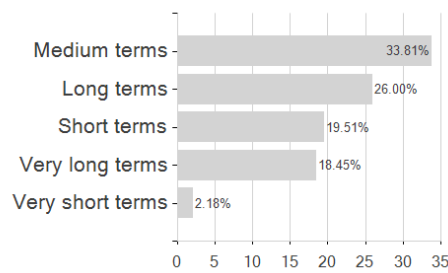
Countries



Issuer



Duration



Currencies

