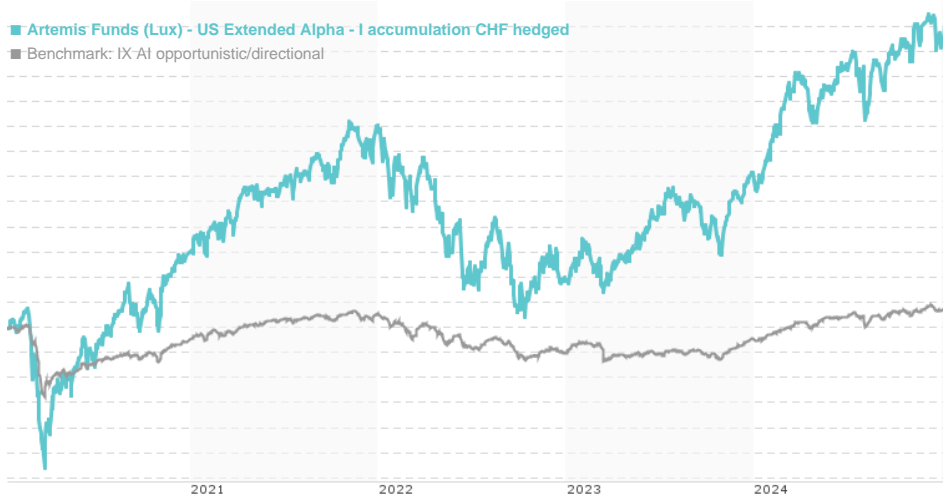


Artemis Funds (Lux) - US Extended Alpha - I accumulation CHF hedged / LU1922101784 / A2PEKD / FundRock M. Co.

| | | | | |
|------------------------------|--------------------------|-------------------------------|---------------|----------------------|
| Last 01/10/2025 ¹ | Country | Branch | Type of yield | Type |
| 1.82 CHF | United States of America | AI Hedgefonds Single Strategy | reinvestment | Alternative Investm. |



Risk key figures

| | | | | | | | | |
|----------------------------|---|---|---|---|---|---|------------------|---|
| SRR1 | 1 | 2 | 3 | 4 | 5 | 6 | 7 | |
| Mountain-View Funds Rating | | | | | | | EDA ² | - |

Yearly Performance

| | |
|------|---------|
| 2024 | +20.12% |
| 2023 | +19.67% |
| 2022 | -21.53% |
| 2021 | +21.12% |
| 2020 | +17.26% |

| Master data | | Conditions | | Other figures | |
|---------------------|---|---|-------|---------------------------|----------------|
| Fund type | Single fund | Issue surcharge | 0.00% | Minimum investment | CHF 250,000.00 |
| Category | Alternative Investments | Planned administr. fee | 0.00% | Savings plan | - |
| Sub category | AI Hedgefonds Single Strategy | Deposit fees | 0.00% | UCITS / OGAW | Yes |
| Fund domicile | Luxembourg | Redemption charge | 0.00% | Performance fee | 20.00% |
| Tranch volume | (01/10/2025) EUR 0.751 mill. | Ongoing charges | - | Redeployment fee | 0.00% |
| Total volume | (01/10/2025) EUR 521.69 mill. | Dividends | | Investment company | |
| Launch date | 3/7/2019 | FundRock M. Co. | | | |
| KESt report funds | No | 33 Rue de Gasperich, L-5826, Hesperange | | | |
| Business year start | 01.11. | Luxembourg | | | |
| Sustainability type | - | https://www.fundrock.com | | | |
| Fund manager | William Warren, James Dudgeon, Adrian Brass | | | | |

| Performance | 1M | 6M | YTD | 1Y | 2Y | 3Y | 5Y | Since start |
|------------------|--------|--------|--------|---------|---------|---------|---------|-------------|
| Performance | -3.71% | +0.39% | -1.57% | +19.29% | +39.90% | +16.05% | +54.65% | +81.68% |
| Performance p.a. | - | - | - | +19.23% | +18.25% | +5.08% | +9.10% | +10.74% |
| Sharpe ratio | -2.39 | -0.14 | -2.85 | 1.20 | 1.15 | 0.14 | 0.35 | 0.47 |
| Volatility | 16.22% | 14.81% | 16.37% | 13.72% | 13.47% | 16.93% | 17.97% | 17.01% |
| Worst month | - | -2.27% | -2.27% | -5.22% | -5.22% | -9.14% | -10.43% | -10.43% |
| Best month | - | 5.05% | -1.57% | 7.43% | 9.11% | 9.11% | 12.03% | 12.03% |
| Maximum loss | -4.57% | -8.81% | -3.27% | -8.81% | -10.39% | -25.93% | -30.69% | - |
| Outperformance | - | - | 8.81% | +16.47% | +38.26% | - | - | - |

Distribution permission

Austria, Germany, Switzerland, Luxembourg

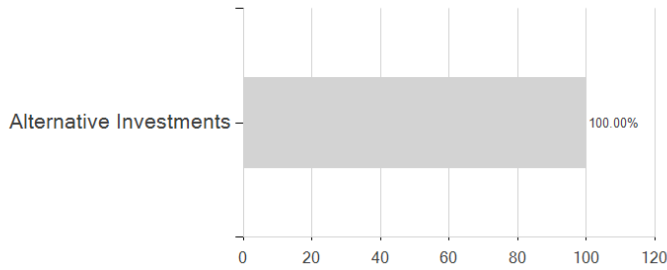
¹ Important note on update status: The displayed date refers exclusively to the calculation of the NAV.

² Displays the Ethical-Dynamical Ratio calculated according to standard criteria. The maximum value is 100. For more information visit <http://www.mountain-view.com/FER-Fonds-Rating.pdf>

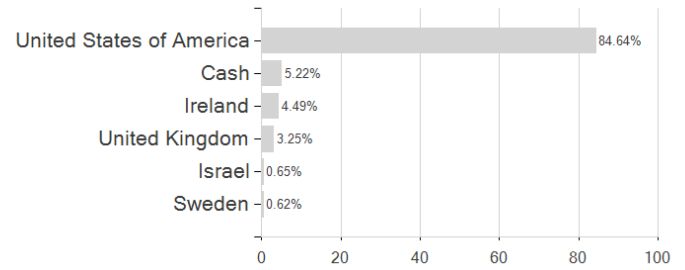
Artemis Funds (Lux) - US Extended Alpha - I accumulation CHF hedged / LU1922101784 / A2PEKD / FundRock M. Co.

Assessment Structure


Assets



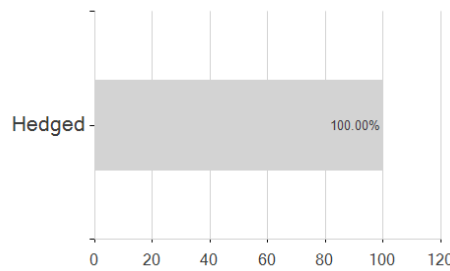
Countries



Largest positions



Currencies



Branches

