

AXA IM FIIS US Sh.D.H.Y.Z USD / LU0997546642 / A1W9XZ / AXA Fds. Management

Last 01/09/2025 ¹	Country	Branch	Type of yield	Type
138.78 USD	United States of America	Corporate Bonds	reinvestment	Fixed-Income Fund



Risk key figures

SRRI	1	2	3	4	5	6	7	
Mountain-View Funds Rating							EDA ²	74

Yearly Performance

2024	+6.04%
2023	+9.40%
2022	-5.49%
2021	+2.80%
2020	+3.34%

Master data		Conditions		Other figures	
Fund type	Single fund	Issue surcharge	2.00%	Minimum investment	UNT 0
Category	Bonds	Planned administr. fee	0.00%	Savings plan	-
Sub category	Corporate Bonds	Deposit fees	0.00%	UCITS / OGAW	Yes
Fund domicile	Luxembourg	Redemption charge	0.00%	Performance fee	0.00%
Tranch volume	(01/09/2025) USD 34.66 mill.	Ongoing charges	-	Redeployment fee	0.00%
Total volume	(01/09/2025) USD 2,266.81 mill.	Dividends		Investment company	
Launch date	12/4/2013	AXA Fds. Management			
KESr report funds	Yes	49, Avenue J.F. Kennedy, 1855, Luxembourg			
Business year start	01.01.	Luxembourg			
Sustainability type	-	www.axa-im.com			
Fund manager	Peter Vecchio, Vernard Bond				

Performance	1M	6M	YTD	1Y	2Y	3Y	5Y	Since start
Performance	-0.01%	+3.65%	+0.21%	+6.74%	+13.90%	+10.35%	+16.54%	+38.78%
Performance p.a.	-	-	-	+6.72%	+6.72%	+3.34%	+3.11%	+2.99%
Sharpe ratio	-2.06	3.53	6.31	2.39	1.46	0.14	0.07	0.07
Volatility	1.44%	1.30%	0.96%	1.66%	2.71%	3.90%	4.43%	3.29%
Worst month	-	-0.09%	0.04%	-0.43%	-0.99%	-4.90%	-5.95%	-5.95%
Best month	-	1.25%	0.21%	1.25%	3.25%	4.65%	4.65%	4.65%
Maximum loss	-0.59%	-0.59%	-0.10%	-0.97%	-2.57%	-8.34%	-13.04%	-
Outperformance	-	-	3.56%	-2.37%	-4.34%	+2.86%	-1.38%	-

Distribution permission

Austria, Germany, Switzerland, Luxembourg, Czech Republic

¹ Important note on update status: The displayed date refers exclusively to the calculation of the NAV.

² Displays the Ethical-Dynamical Ratio calculated according to standard criteria. The maximum value is 100. For more information visit <http://www.mountain-view.com/FER-Fonds-Rating.pdf>

AXA IM FIIS US Sh.D.H.Y.Z USD / LU0997546642 / A1W9XZ / AXA Fds. Management

Investment strategy

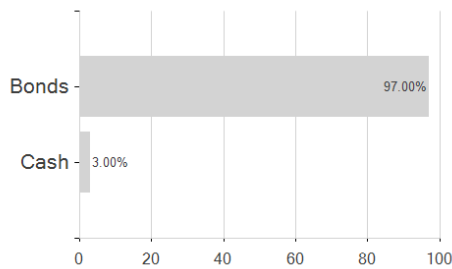
The Sub-Fund is actively managed in order to capture opportunities in US high yield debt markets. The following investment decisions are undertaken after comprehensive macroeconomic and microeconomic analysis of the market: - issuer selection - sector allocation - credit curve positioning (the credit curve illustrates the relationship between the investment term and the credit yield) The Sub-Fund invests in high yield fixed or floating rate bonds primarily issued by corporates domiciled primarily in the US and with an expected life term or redemption inferior to 3 years on the basis of the asset manager anticipations. Such high return bonds have a rating lower than BBB- according to Standard & Poor's or equivalent (Moody's or other rating agencies) or are not rated.

Investment goal


The Sub-Fund is actively managed without reference to any benchmark and seeks to generate income by investing in high yield debt securities (subinvestment grade corporate bonds) denominated in USD while seeking to avoid the risk of defaults.

Assessment Structure

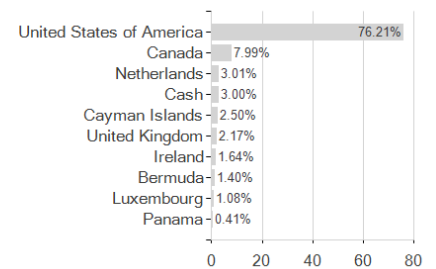
Assets



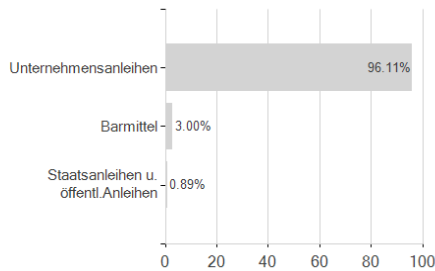
Largest positions



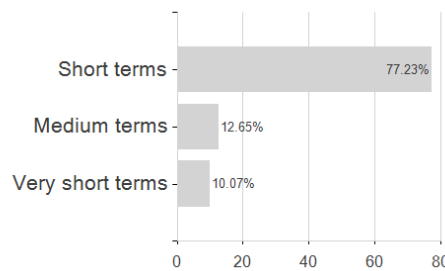
Countries



Issuer



Duration



Currencies

