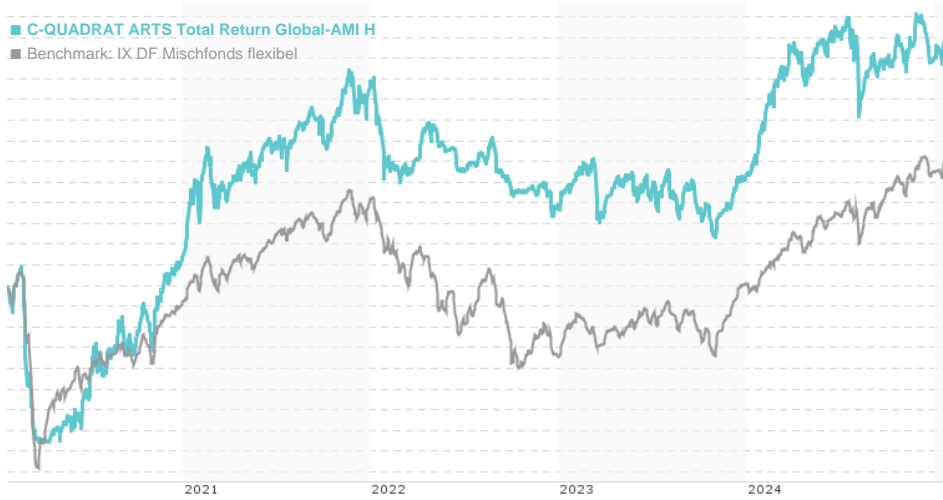


C-QUADRAT ARTS Total Return Global-AMI H / DE000A12BRL9 / A12BRL / Ampega Investment

| | | | | |
|------------------------------|-----------|---------------------|---------------|------------|
| Last 01/23/2025 ¹ | Region | Branch | Type of yield | Type |
| 132.13 EUR | Worldwide | Mixed fund/flexible | reinvestment | Mixed Fund |



Risk key figures

| | | | | | | | |
|----------------------------|------------------|---|---|---|---|---|---|
| SRR1 | 1 | 2 | 3 | 4 | 5 | 6 | 7 |
| Mountain-View Funds Rating | EDA ² | | | | | | |
| | 69 | | | | | | |

Yearly Performance

| | |
|------|---------|
| 2024 | +10.50% |
| 2023 | +2.56% |
| 2022 | -9.77% |
| 2021 | +16.07% |
| 2020 | +5.76% |

| Master data | | Conditions | | Other figures | |
|---------------------|-------------------------------|--|-------|---------------------------|--------|
| Fund type | Fund of funds | Issue surcharge | 5.00% | Minimum investment | UNT 0 |
| Category | Mixed Fund | Planned administr. fee | 0.00% | Savings plan | Yes |
| Sub category | Mixed fund/flexible | Deposit fees | 0.05% | UCITS / OGAW | Yes |
| Fund domicile | Germany | Redemption charge | 0.00% | Performance fee | 20.00% |
| Tranch volume | (01/23/2025) EUR 36.63 mill. | Ongoing charges | - | Redeployment fee | 0.00% |
| Total volume | (01/22/2025) EUR 528.06 mill. | Dividends | | Investment company | |
| Launch date | 7/2/2018 | Ampega Investment | | | |
| KESt report funds | Yes | Charles-de-Gaulle-Platz 1, 50679, Köln | | | |
| Business year start | 01.01. | Germany | | | |
| Sustainability type | - | https://www.ampega.de | | | |
| Fund manager | ARTS Asset Management GmbH | | | | |

| Performance | 1M | 6M | YTD | 1Y | 2Y | 3Y | 5Y | Since start |
|------------------|--------|--------|--------|--------|---------|--------|---------|-------------|
| Performance | +1.19% | -0.66% | +0.71% | +8.04% | +12.40% | +9.02% | +23.00% | +32.13% |
| Performance p.a. | - | - | - | +8.01% | +6.01% | +2.92% | +4.22% | +4.33% |
| Sharpe ratio | 1.88 | -0.44 | 1.39 | 0.60 | 0.42 | 0.03 | 0.18 | 0.20 |
| Volatility | 6.49% | 9.04% | 7.46% | 8.86% | 7.92% | 7.22% | 8.62% | 8.11% |
| Worst month | - | -2.94% | -2.94% | -2.94% | -2.94% | -6.66% | -8.60% | -8.60% |
| Best month | - | 3.50% | 0.71% | 4.68% | 4.68% | 4.68% | 7.34% | 7.34% |
| Maximum loss | -1.47% | -6.63% | -1.47% | -7.52% | -7.52% | -9.61% | -16.67% | - |
| Outperformance | - | - | 5.15% | +5.79% | +6.49% | - | - | - |

Distribution permission

Austria, Germany, Czech Republic

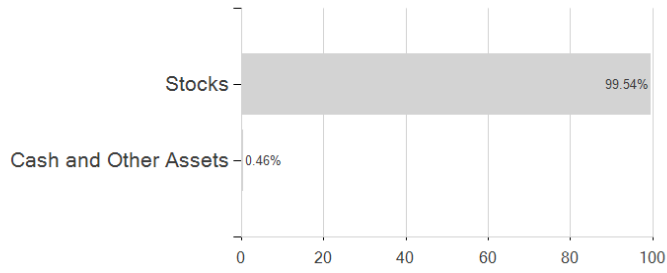
¹ Important note on update status: The displayed date refers exclusively to the calculation of the NAV.

² Displays the Ethical-Dynamical Ratio calculated according to standard criteria. The maximum value is 100. For more information visit <http://www.mountain-view.com/FER-Fonds-Rating.pdf>

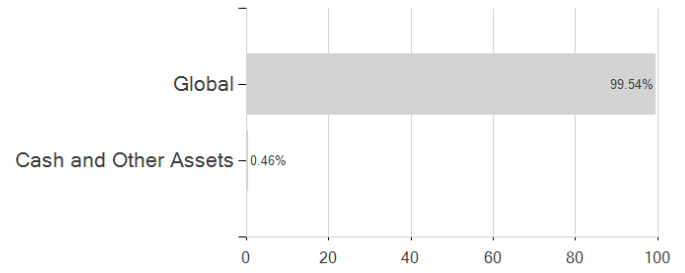
C-QUADRAT ARTS Total Return Global-AMI H / DE000A12BRL9 / A12BRL / Ampega Investment

Assessment Structure

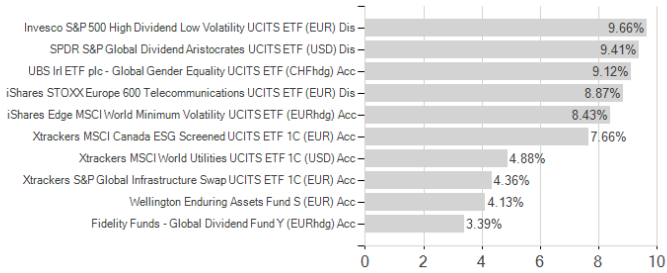
Assets



Countries



Largest positions



Currencies

