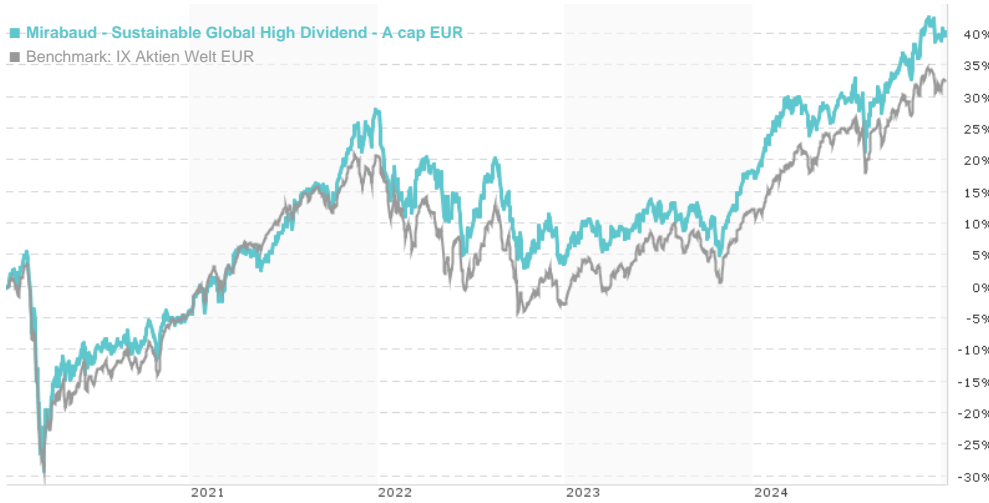


Mirabaud - Sustainable Global High Dividend - A cap EUR / LU1064860007 / A117Y6 / Mirabaud AM (EU)

Last 01/08/2025 <sup>1</sup>	Region	Branch	Type of yield	Type
221.61 EUR	Worldwide	Mixed Sectors	reinvestment	Equity Fund

■ Mirabaud - Sustainable Global High Dividend - A cap EUR  
■ Benchmark: IX Aktien Welt EUR



Risk key figures

SRRRI 1 2 3 4 5 6 7

Mountain-View Funds Rating EDA<sup>2</sup>

▲▲▲▲▲▲

Yearly Performance

2024	+17.45%
2023	+14.09%
2022	-18.59%
2021	+32.40%
2020	-2.49%

Master data		Conditions		Other figures	
Fund type	Single fund	Issue surcharge	0.00%	Minimum investment	UNT 1
Category	Equity	Planned administr. fee	0.00%	Savings plan	-
Sub category	Mixed Sectors	Deposit fees	0.00%	UCITS / OGAW	Yes
Fund domicile	Luxembourg	Redemption charge	0.00%	Performance fee	0.00%
Tranch volume	(01/08/2025) USD 19.62 mill.	Ongoing charges	-	Redeployment fee	0.00%
Total volume	(01/08/2025) USD 71.53 mill.	Dividends		Investment company	
Launch date	5/30/2014	Mirabaud AM (EU) 6B, rue du Fort Niedergrünwald, 2226, Luxembourg Luxembourg <a href="https://www.mirabaud.com">https://www.mirabaud.com</a>			
KESt report funds	No				
Business year start	01.01.				
Sustainability type	Ethics/ecology				
Fund manager	Anu Narula, Paul Middleton				

Performance	1M	6M	YTD	1Y	2Y	3Y	5Y	Since start
Performance	-0.90%	+8.07%	+0.90%	+18.87%	+32.27%	+15.42%	+41.41%	+82.50%
Performance p.a.	-	-	-	+18.81%	+15.01%	+4.90%	+7.17%	+8.01%
Sharpe ratio	-1.37	1.12	5.46	1.51	1.18	0.17	0.27	0.37
Volatility	9.66%	12.38%	8.76%	10.65%	10.39%	12.71%	15.99%	14.11%
Worst month	-	-1.08%	-1.08%	-3.26%	-3.26%	-7.77%	-13.59%	-13.59%
Best month	-	5.41%	0.90%	5.41%	6.49%	8.73%	9.37%	9.37%
Maximum loss	-2.60%	-8.74%	-0.90%	-8.74%	-8.74%	-15.59%	-32.92%	-
Outperformance	-	-	-2.03%	-2.89%	-0.55%	+8.48%	-	-

Distribution permission

Germany, Switzerland, Czech Republic

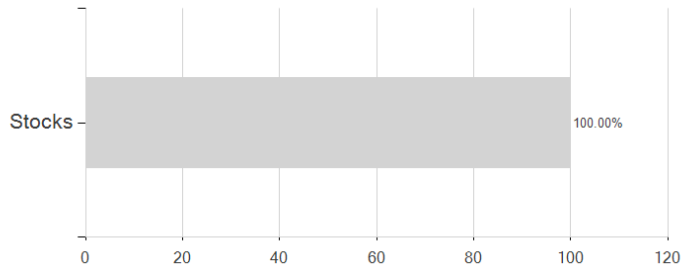
<sup>1</sup> Important note on update status: The displayed date refers exclusively to the calculation of the NAV.

<sup>2</sup> Displays the Ethical-Dynamical Ratio calculated according to standard criteria. The maximum value is 100. For more information visit <http://www.mountain-view.com/FER-Fonds-Rating.pdf>

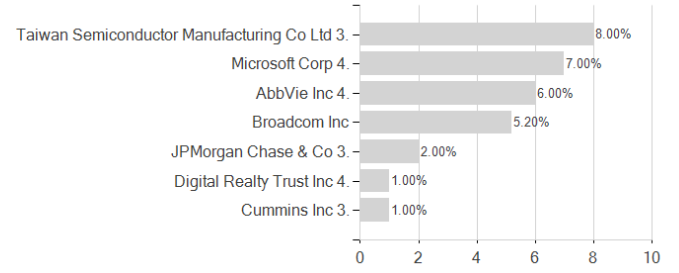
**Mirabaud - Sustainable Global High Dividend - A cap EUR / LU1064860007 / A117Y6 / Mirabaud AM (EU)**

Assessment Structure

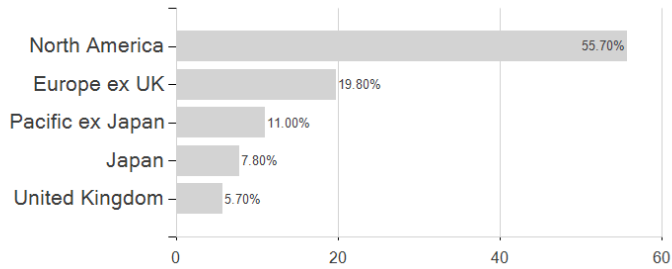
Assets



Largest positions



Countries



Branches

