

AGIF-Allianz US Sh.Dur.H.I.B WT EUR / LU1602090547 / A2DQJF / Allianz GI.Investors

Last 01/10/2025 <sup>1</sup>	Country	Branch	Type of yield	Type
1252.97 EUR	United States of America	Corporate Bonds	reinvestment	Fixed-Income Fund



Risk key figures

SRRRI 1 2 3 4 5 6 7

Mountain-View Funds Rating EDA<sup>2</sup>

76

Yearly Performance

2024	+8.43%
2023	+11.01%
2022	-7.87%
2021	+4.29%
2020	+3.79%

Master data		Conditions		Other figures	
Fund type	Single fund	Issue surcharge	0.00%	Minimum investment	EUR 10,000,000.00
Category	Bonds	Planned administr. fee	0.00%	Savings plan	-
Sub category	Corporate Bonds	Deposit fees	0.00%	UCITS / OGAW	Yes
Fund domicile	Luxembourg	Redemption charge	0.00%	Performance fee	0.00%
Tranch volume	(01/10/2025) EUR 492.57 mill.	Ongoing charges	-	Redeployment fee	0.00%
Total volume	(01/10/2025) EUR 2,691.54 mill.	<b>Dividends</b>		<b>Investment company</b>	
Launch date	5/11/2017	Allianz GI.Investors			
KESr report funds	No	Bockenheimer Landstraße 42-44, 60323, Frankfurt am Main			
Business year start	01.10.	Germany			
Sustainability type	-	https://www.allianzgi.com			
Fund manager	Justin Kass & Jim Dudnick & Steven Gish				

Performance	1M	6M	YTD	1Y	2Y	3Y	5Y	Since start
Performance	+0.26%	+6.79%	+0.85%	+9.89%	+19.09%	+12.21%	+20.62%	+25.30%
Performance p.a.	-	-	-	+9.86%	+9.12%	+3.91%	+3.82%	+2.98%
Sharpe ratio	0.10	4.01	8.35	2.59	1.95	0.26	0.20	0.05
Volatility	3.54%	2.78%	3.99%	2.75%	3.25%	4.32%	5.10%	4.20%
Worst month	-	-0.04%	0.85%	-0.70%	-1.59%	-4.29%	-11.71%	-11.71%
Best month	-	1.71%	0.92%	1.71%	3.11%	3.11%	4.80%	4.80%
Maximum loss	-1.03%	-1.03%	-0.36%	-1.58%	-2.80%	-9.87%	-17.15%	-
Outperformance	-	-	-0.01%	+1.43%	+3.32%	+0.95%	-	-

Distribution permission

Austria, Germany, Switzerland, Luxembourg, Czech Republic

<sup>1</sup> Important note on update status: The displayed date refers exclusively to the calculation of the NAV.

---

**AGIF-Allianz US Sh.Dur.H.I.B WT EUR / LU1602090547 / A2DQJF / Allianz GI.Investors**

2 Displays the Ethical-Dynamical Ratio calculated according to standard criteria. The maximum value is 100. For more information visit <http://www.mountain-view.com/FER-Fonds-Rating.pdf>

**AGIF-Allianz US Sh.Dur.H.I.B WT EUR / LU1602090547 / A2DQJF / Allianz GI.Investors**

**Investment strategy**

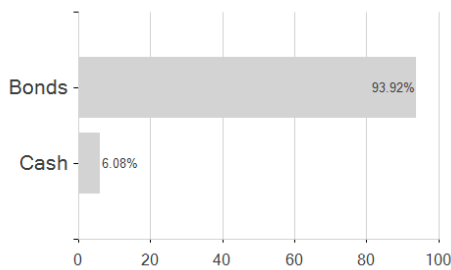
Min. 70% of Sub-Fund assets are invested in corporate bonds from the US as described in the investment objective in accordance with the KPI Strategy (Absolute). Max. 30% of Sub-Fund assets may be invested in bonds other than described in the investment objective in accordance with the KPI Strategy (Absolute). Sub-Fund's Sustainability KPI is the "Weighted Average GHG Intensity (Sales)" which is the weighted average of Sub-Fund's portfolio GHG intensity (in tCO2e per Millions of sales). Min. 70% of Sub-Fund's portfolio shall be evaluated by the "Weighted Average GHG Intensity (Sales)". Portfolio in this respect does not comprise derivatives and instruments that are nonevaluated by nature (e.g., cash and Deposits). Sub-Fund's investment objective shall be achieved by a minimum outperformance of Sub-Fund's portfolio of at least a 5% year-on-year improvement pathway at the fiscal year end of the Sub-Fund's portfolio Weighted Average GHG Intensity (Sales). Min. 70% of Sub-Fund assets may be invested in High-Yield bonds bearing a typically higher risk and higher potential of gains. Max. 30% of Sub-Fund assets may be invested in Emerging Markets. Max. 20 % of Sub-Fund assets may be invested in ABS and/or MBS.

**Investment goal**

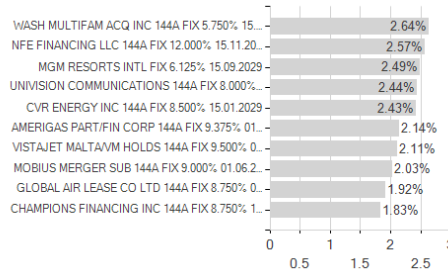
Long-term income and lower volatility by investing in short duration high yield rated corporate Debt Securities of US Bond Markets in accordance with the Sustainability Key Performance Indicator Strategy (Absolute) ("KPI Strategy (Absolute)"). In this context, the aim is, at least, a year-on-year improvement pathway on the Sub-Fund's weighted average Sustainability KPI to achieve the investment objective. The Sub-Fund follows the KPI Strategy (Absolute) and promotes responsible investments by applying a sustainability key performance indicator ("Sustainability KPI") to provide transparency on the measurable sustainability outcome pursued by the Sub-Fund's Investment Manager for the shareholders. Minimum exclusion criteria for direct investments are applied.

**Assessment Structure**

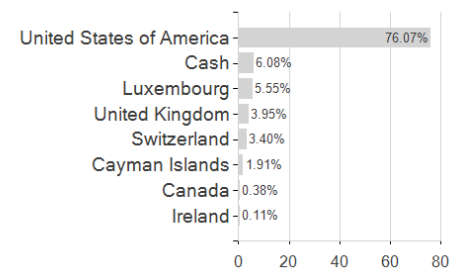
**Assets**



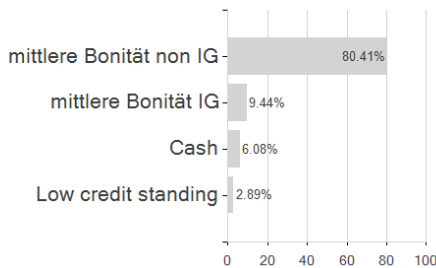
**Largest positions**



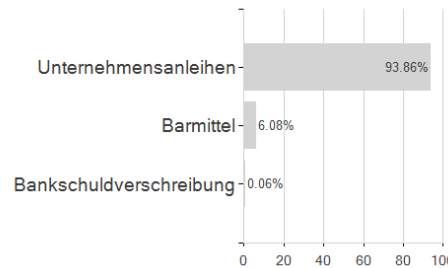
**Countries**



**Rating**



**Issuer**



**Duration**

