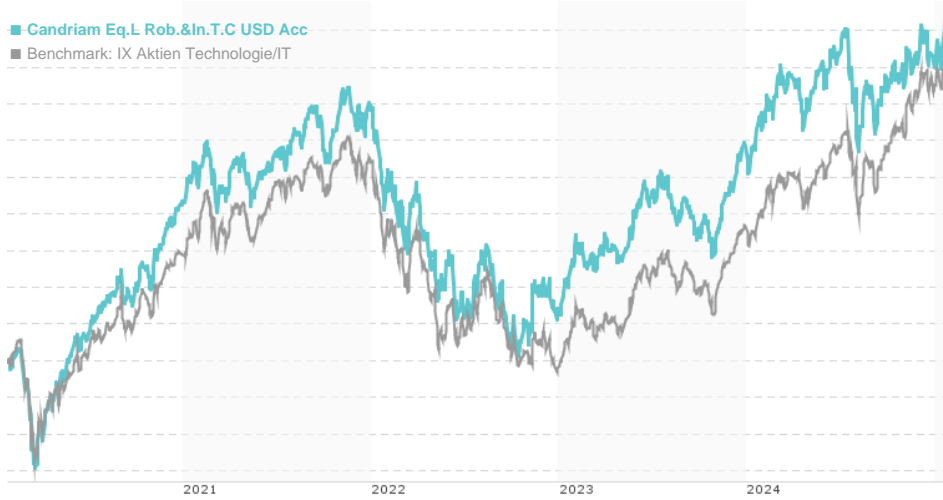


Candriam Eq.L Rob.&In.T.C USD Acc / LU1502282558 / A2DR4U / Candriam

Last 01/23/2025 ¹	Region	Branch	Type of yield	Type
470.68 USD	Worldwide	Sector Technology	reinvestment	Equity Fund



Risk key figures

SRRI	1	2	3	4	5	6	7	
Mountain-View Funds Rating							EDA ²	78

Yearly Performance

2024	+13.51%
2023	+39.28%
2022	-32.39%
2021	+17.36%
2020	+45.11%

Master data		Conditions		Other figures	
Fund type	Single fund	Issue surcharge	3.50%	Minimum investment	UNT 0
Category	Equity	Planned administr. fee	0.00%	Savings plan	-
Sub category	Sector Technology	Deposit fees	0.00%	UCITS / OGAW	Yes
Fund domicile	Luxembourg	Redemption charge	0.00%	Performance fee	0.00%
Tranch volume	(01/23/2025) USD 20.85 mill.	Ongoing charges	-	Redeployment fee	0.00%
Total volume	(01/23/2025) USD 2,285.83 mill.	Dividends		Investment company	
Launch date	3/24/2017	Candriam			
KESr report funds	Yes	19-21 route d'Arlon, 8009, Strassen			
Business year start	01.01.	Luxembourg			
Sustainability type	-	www.candriam.com			
Fund manager	Johan Van Der Biest, Felix Demaeght, Nathaniel Wejchert				

Performance	1M	6M	YTD	1Y	2Y	3Y	5Y	Since start
Performance	+5.42%	+7.85%	+7.80%	+18.21%	+54.61%	+31.04%	+88.62%	+213.79%
Performance p.a.	-	-	-	+18.16%	+24.30%	+9.43%	+13.52%	+15.70%
Sharpe ratio	5.08	0.62	12.71	0.78	1.16	0.29	0.46	0.62
Volatility	16.43%	21.78%	17.85%	19.95%	18.67%	23.46%	23.73%	21.08%
Worst month	-	-5.34%	-1.44%	-5.34%	-5.76%	-12.26%	-12.26%	-12.26%
Best month	-	7.80%	7.80%	7.80%	13.92%	13.92%	13.95%	13.95%
Maximum loss	-4.06%	-12.71%	-4.06%	-17.68%	-17.68%	-33.31%	-41.79%	-
Outperformance	-	-	1.82%	+4.66%	+6.70%	+1.68%	-	-

Distribution permission
Austria, Germany, Switzerland, Luxembourg, Czech Republic

¹ Important note on update status: The displayed date refers exclusively to the calculation of the NAV.

² Displays the Ethical-Dynamical Ratio calculated according to standard criteria. The maximum value is 100. For more information visit <http://www.mountain-view.com/FER-Fonds-Rating.pdf>

DISCLAIMER: The information on this page are for informational purposes only and should neither an offer to sell nor a solicitation for the purchase of the security or recommendation in favor of the security to be understood. baha GmbH assumes no liability despite thorough searches for the accuracy of the data.

Funds data from: www.mountain-view.com. Fact Sheet created by: www.baha.com

Candriam Eq.L Rob.&In.T.C USD Acc / LU1502282558 / A2DR4U / Candriam

Investment strategy

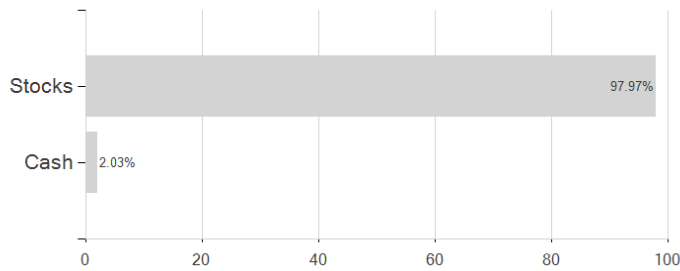
There are two cornerstones in the selection of companies: a thematic selection and a fundamental analysis: The thematic selection seeks to only accept companies considered to be sufficiently exposed to one or more sub-themes of robotics and new technologies, and The fundamental analysis selects the companies scoring the highest in five criteria: quality of management, growth potential, competitive advantage, value creation and level of indebtedness. The Fund promotes, among other characteristics, environmental and/or social characteristics without however having a sustainable investment objective.

Investment goal

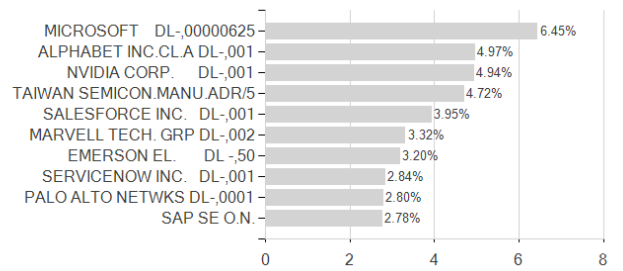
Shares of companies considered to be well positioned to take advantage of developments in technological innovations and having their head office and/or the majority of their business around the world. The fund seeks to achieve capital growth by investing in the principal assets traded. The management team makes discretionary investment choices based on economic/financial analyses. This fund is a high conviction fund: the management of the fund is based on a rigorous selection of a limited number of equities of any capitalisation.

Assessment Structure

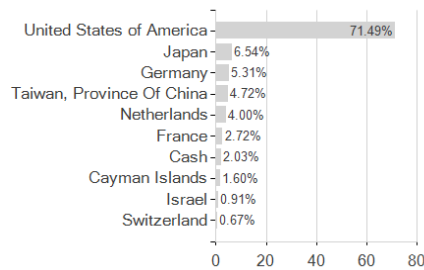
Assets



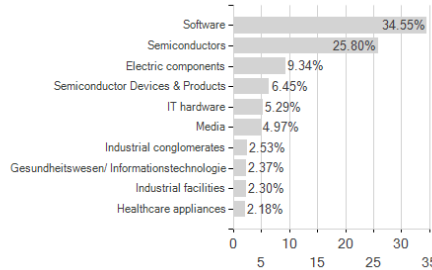
Largest positions



Countries



Branches



Currencies

