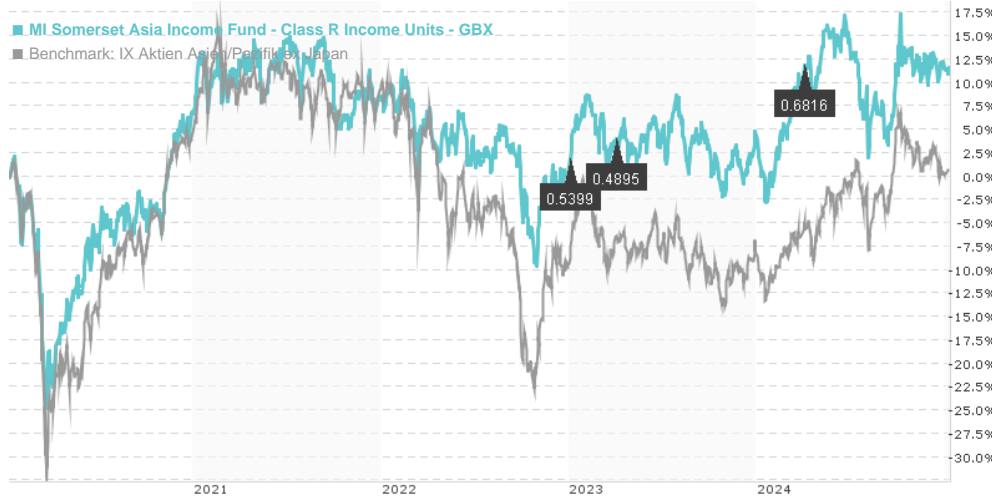


**MI Somerset Asia Income Fund - Class R Income Units - GBX / GB00B7GXM507 / LION09 / Apex Fundrock Ltd**

Last 01/08/2025 <sup>1</sup>	Region	Branch	Type of yield	Type
126.57 GBX	Asia/Pacific ex Japan	Mixed Sectors	paying dividend	Equity Fund



**Risk key figures**

SRRI: 1 2 3 4 **5** 6 7

Mountain-View Funds Rating: EDA<sup>2</sup>

▲ ▲ ▲ ▲ ▲ ▲

**Yearly Performance**

2024	+6.34%
2023	+4.53%
2022	-7.34%
2021	+1.54%
2020	+7.63%

Master data		Conditions		Other figures	
Fund type	Single fund	Issue surcharge	5.00%	Minimum investment	GBP 1,000.00
Category	Equity	Planned administr. fee	0.00%	Savings plan	-
Sub category	Mixed Sectors	Deposit fees	0.70%	UCITS / OGAW	-
Fund domicile	United Kingdom	Redemption charge	0.00%	Performance fee	0.00%
Tranch volume	(01/08/2025) GBP 0.150 mill.	Ongoing charges	(01/25/2024) 1.00%	Redeployment fee	0.00%
Total volume	(01/08/2025) GBP 28.82 mill.	Dividends		Investment company	
Launch date	3/5/2012	02.04.2024	0.68 GBX	Apex Fundrock Ltd	
KESt report funds	No	03.04.2023	0.49 GBX	1 Aldermanbury Square, EC2V 7SB, London	
Business year start	01.01.	03.01.2023	0.54 GBX	United Kingdom	
Sustainability type	-	03.10.2022	2.68 GBX	<a href="https://www.fundrock.com/">https://www.fundrock.com/</a>	
Fund manager	Mark Williams, Carolyn Chan	01.07.2022	1.98 GBX		

Performance	1M	6M	YTD	1Y	2Y	3Y	5Y	Since start
Performance	-1.34%	-0.97%	+0.12%	+10.69%	+6.47%	+3.51%	+14.09%	+17.52%
Performance p.a.	-	-	-	+10.66%	+3.18%	+1.16%	+2.67%	+1.94%
Sharpe ratio	-1.90	-0.29	0.66	0.54	0.03	-0.11	-0.01	-0.06
Volatility	9.42%	16.30%	4.55%	14.75%	13.43%	14.12%	15.18%	14.11%
Worst month	-	-6.07%	0.12%	-6.07%	-6.07%	-7.75%	-12.80%	-12.80%
Best month	-	3.70%	1.16%	5.86%	6.10%	11.92%	11.92%	11.92%
Maximum loss	-2.66%	-9.99%	-0.47%	-12.96%	-12.96%	-18.78%	-26.37%	-
Outperformance	-	-	6.86%	+7.61%	+0.20%	+2.82%	-18.78%	-

<sup>1</sup> Important note on update status: The displayed date refers exclusively to the calculation of the NAV.

<sup>2</sup> Displays the Ethical-Dynamical Ratio calculated according to standard criteria. The maximum value is 100. For more information visit <http://www.mountain-view.com/FER-Fonds-Rating.pdf>

**MI Somerset Asia Income Fund - Class R Income Units - GBX / GB00B7GXM507 / LION09 / Apex Fundrock Ltd**

**Investment strategy**

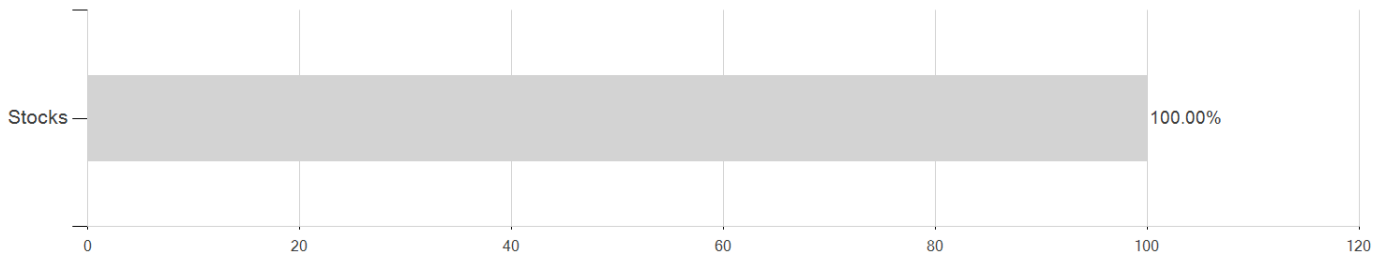
The Fund aims to deliver an annual net target income yield of at least 110% of the yield of the MSCI All Countries Asia Pacific Excluding Japan Index. The Manager has discretion over which investments are held in the portfolio. The Fund will typically invest at least 90% (minimum 80%) in companies or company related derivatives. The Fund may also invest in other assets, such as other investment funds (up to 10%), bonds (which are like loans that pay a fixed or variable rate of interest) issued by companies or governments, cash and other similar investments.

**Investment goal**

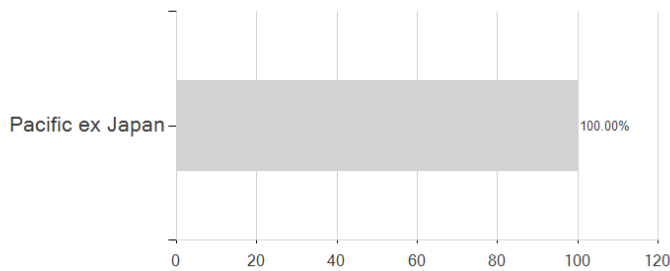
The Fund aims to deliver income with the potential for capital growth over the long term (5 years or more), by investing primarily in companies in the Asia Pacific region (excluding Japan).

**Assessment Structure**

**Assets**



**Countries**



**Branches**

