

Candriam Sustain.Bd.Eu.Corp.C EUR / LU1313770452 / A2AM79 / Candriam

Last 01/22/2025 ¹	Region	Branch	Type of yield	Type
105.28 EUR	Worldwide	Corporate Bonds	reinvestment	Fixed-Income Fund



Risk key figures

SRRRI	1	2	3	4	5	6	7
Mountain-View Funds Rating							EDA ²
							77

Yearly Performance

2024	+4.59%
2023	+8.19%
2022	-13.51%
2021	-1.78%
2020	+2.00%

Master data		Conditions		Other figures	
Fund type	Single fund	Issue surcharge	3.50%	Minimum investment	UNT 0
Category	Bonds	Planned administr. fee	0.00%	Savings plan	-
Sub category	Corporate Bonds	Deposit fees	0.00%	UCITS / OGAW	Yes
Fund domicile	Luxembourg	Redemption charge	0.00%	Performance fee	0.00%
Tranch volume	(01/22/2025) EUR 233.08 mill.	Ongoing charges	-	Redeployment fee	0.00%
Total volume	(01/22/2025) EUR 3,026.37 mill.	Dividends		Investment company	
Launch date	5/17/2016	Candriam			
KEST report funds	Yes	19-21 route d'Arlon, 8009, Strassen			
Business year start	01.01.	Luxembourg			
Sustainability type	Ethics/ecology	www.candriam.com			
Fund manager	Thomas Madesclaire, Dany Da Fonseca				

Performance	1M	6M	YTD	1Y	2Y	3Y	5Y	Since start
Performance	-0.21%	+2.95%	-0.15%	+5.12%	+10.23%	-1.49%	-2.54%	+5.28%
Performance p.a.	-	-	-	+5.11%	+4.99%	-0.50%	-0.51%	+0.59%
Sharpe ratio	-2.01	1.32	-1.82	0.89	0.62	-0.72	-0.78	-0.62
Volatility	2.59%	2.47%	2.85%	2.74%	3.74%	4.45%	4.08%	3.37%
Worst month	-	-0.52%	-0.52%	-0.75%	-1.50%	-3.99%	-7.26%	-7.26%
Best month	-	1.74%	-0.15%	1.74%	2.57%	4.42%	4.42%	4.42%
Maximum loss	-1.17%	-1.97%	-1.13%	-1.97%	-3.24%	-14.61%	-17.18%	-
Outperformance	-	-	-0.44%	-0.95%	-0.64%	-0.39%	-	-

Distribution permission

Austria, Germany, Switzerland, Czech Republic

¹ Important note on update status: The displayed date refers exclusively to the calculation of the NAV.

Candriam Sustain.Bd.Eu.Corp.C EUR / LU1313770452 / A2AM79 / Candriam

2 Displays the Ethical-Dynamical Ratio calculated according to standard criteria. The maximum value is 100. For more information visit <http://www.mountain-view.com/FER-Fonds-Rating.pdf>

Candriam Sustain.Bd.Eu.Corp.C EUR / LU1313770452 / A2AM79 / Candriam

Investment strategy

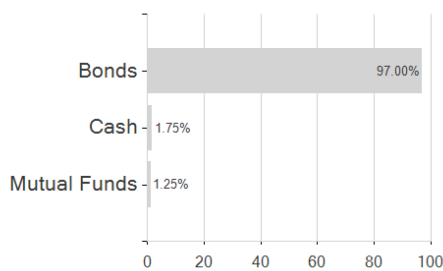
Bonds and other debt securities denominated in euro, issued by private sector issuers (companies) and rated at least BBB-/Baa3 (or equivalent) by one of the rating agencies (i.e. reputedly good quality issues) or considered as equivalent by the Management company. More specifically the fund aims to achieve overall greenhouse gas emissions at least 30% lower than those of the benchmark (for corporate issuers), and to invest at least 10% (and 20% by the end of 2025) of its assets in green bonds (i.e. bonds designed specifically to support specific climate-related or environmental projects). To achieve these objectives the fund implements a combination of positive selection of the best issuers based on ESG criteria, exclusion of issuers detrimental to these objectives or deemed to prone to controversies. Issuers are subject to a two-pronged analysis considering how issuers activities contribute to achieving sustainable objectives on the one hand, and how issuers' operations and policies align with the interests of their key stakeholders on the other hand. The fund is actively managed and the investment approach implies a reference to a benchmark. The index measures the performance of investment-grade EUR-denominated corporate bonds.

Investment goal

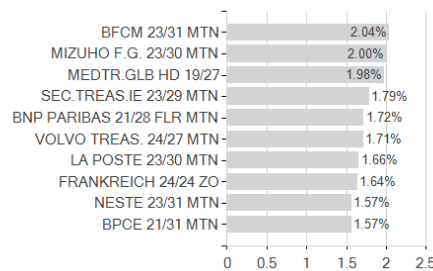
The fund seeks to achieve capital growth by investing in the principal assets traded and to outperform the benchmark. The management team makes discretionary investment choices on the basis of an economic/financial analysis process as well as on a Candriam's proprietary analysis of Environmental, Social and Governance (ESG) considerations, both indicative of risks and long-term opportunities.

Assessment Structure

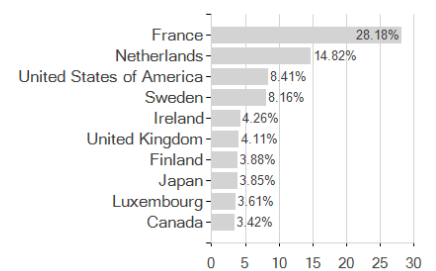
Assets



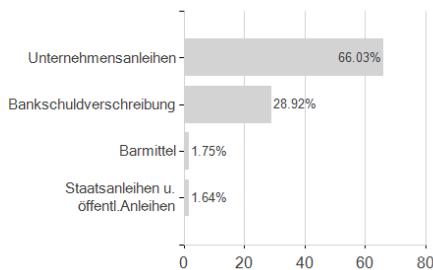
Largest positions



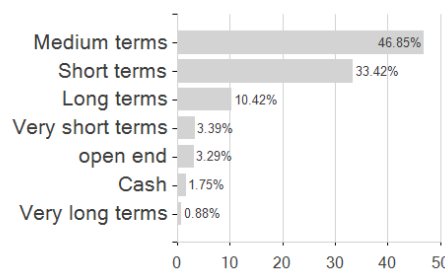
Countries



Issuer



Duration



Currencies

