

BGF Asian Dragon Fund D2 / LU0411709560 / A0RLFW / BlackRock (LU)

Last 01/22/2025 ¹	Region	Branch	Type of yield	Type
53.05 USD	Asia (excl. Japan)	Mixed Sectors	reinvestment	Equity Fund



Risk key figures

SRR1	1	2	3	4	5	6	7	
Mountain-View Funds Rating							EDA ²	79

Yearly Performance

2024	+7.43%
2023	+2.43%
2022	-17.80%
2021	-3.80%
2020	+21.63%

Master data		Conditions		Other figures	
Fund type	Single fund	Issue surcharge	5.00%	Minimum investment	USD 100,000.00
Category	Equity	Planned administr. fee	0.00%	Savings plan	-
Sub category	Mixed Sectors	Deposit fees	0.45%	UCITS / OGAW	Yes
Fund domicile	Luxembourg	Redemption charge	0.00%	Performance fee	0.00%
Tranch volume	-	Ongoing charges	-	Redeployment fee	0.00%
Total volume	(01/22/2025) USD 695.73 mill.	Dividends		Investment company	
Launch date	1/30/2009	BlackRock (LU)			
KESt report funds	Yes	35a Avenue JF Kennedy, 1855, Luxembourg			
Business year start	01.09.	Luxembourg			
Sustainability type	-	https://www.blackrock.com			
Fund manager	Stephen Andrews, Lucy Liu (INV)				

Performance	1M	6M	YTD	1Y	2Y	3Y	5Y	Since start
Performance	-0.04%	+1.80%	+0.30%	+13.77%	-0.39%	-9.79%	+3.47%	+281.93%
Performance p.a.	-	-	-	+13.73%	-0.20%	-3.38%	+0.68%	+8.74%
Sharpe ratio	-0.26	0.06	0.18	0.77	-0.20	-0.35	-0.10	0.33
Volatility	12.20%	15.96%	13.75%	14.42%	14.58%	17.35%	19.10%	18.16%
Worst month	-	-4.36%	0.30%	-4.45%	-6.49%	-12.12%	-13.47%	-15.37%
Best month	-	7.63%	0.74%	7.63%	10.26%	18.67%	18.67%	18.67%
Maximum loss	-4.61%	-10.86%	-4.39%	-11.99%	-15.71%	-32.08%	-41.80%	-
Outperformance	-	-	-1.68%	-1.73%	+4.21%	+3.21%	+2.19%	-

Distribution permission

Austria, Germany, Switzerland, Czech Republic

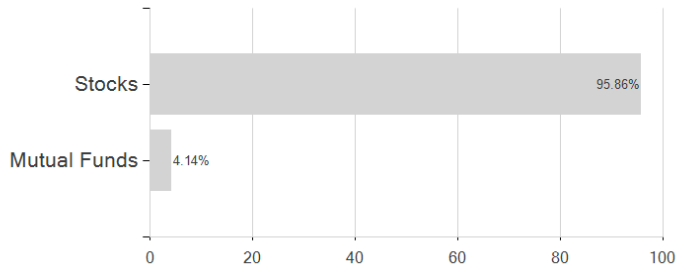
¹ Important note on update status: The displayed date refers exclusively to the calculation of the NAV.

² Displays the Ethical-Dynamical Ratio calculated according to standard criteria. The maximum value is 100. For more information visit <http://www.mountain-view.com/FER-Fonds-Rating.pdf>

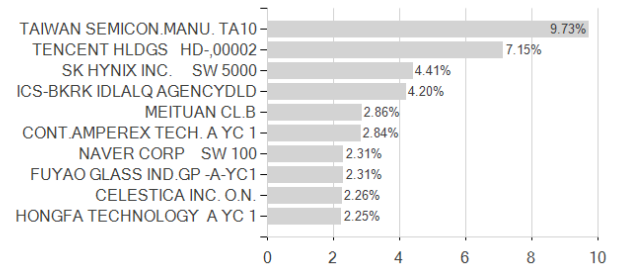
BGF Asian Dragon Fund D2 / LU0411709560 / A0RLFW / BlackRock (LU)

Assessment Structure

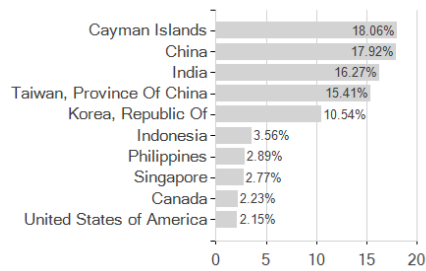
Assets



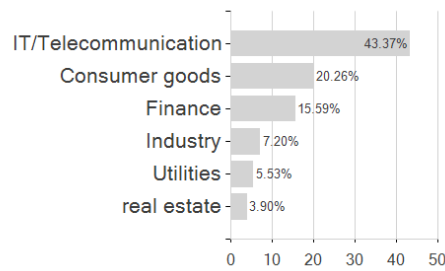
Largest positions



Countries



Branches



Currencies

