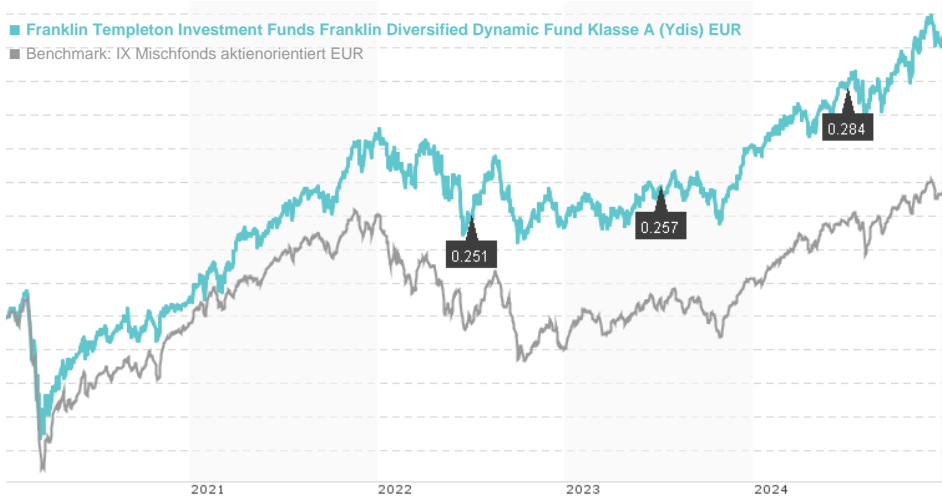


Franklin Templeton Investment Funds Franklin Diversified Dynamic Fund Klasse A (Ydis) EUR / LU1147470766 /

Last 01/09/2025 <sup>1</sup>	Region	Branch	Type of yield	Type
14.70 EUR	Worldwide	Mixed Fund/Focus Equity	paying dividend	Mixed Fund



Risk key figures

SRRRI	1	2	3	4	5	6	7
Mountain-View Funds Rating							EDA <sup>2</sup>
							77

Yearly Performance

2024	+11.71%
2023	+10.69%
2022	-10.27%
2021	+22.94%
2020	+4.47%

Master data		Conditions		Other figures	
Fund type	Fund of funds	Issue surcharge	5.75%	Minimum investment	USD 1,000.00
Category	Mixed Fund	Planned administr. fee	0.00%	Savings plan	-
Sub category	Mixed Fund/Focus Equity	Deposit fees	0.14%	UCITS / OGAW	Yes
Fund domicile	Luxembourg	Redemption charge	0.00%	Performance fee	0.00%
Tranch volume	(12/31/2024) USD 9.24 mill.	Ongoing charges	-	Redeployment fee	0.00%
Total volume	(12/31/2024) USD 179.83 mill.	Dividends		Investment company	
Launch date	2/13/2006	01.07.2024	0.28 EUR	Franklin Templeton	
KESt report funds	Yes	03.07.2023	0.26 EUR	Schottenring 16, 2.OG, 1010, Wien	
Business year start	01.07.	01.07.2022	0.25 EUR	Austria	
Sustainability type	-	01.07.2021	0.26 EUR	<a href="https://www.franklintempleton.at">https://www.franklintempleton.at</a>	
Fund manager	Matthias Hoppe, Dominik Hoffmann	01.07.2020	0.22 EUR		

Performance	1M	6M	YTD	1Y	2Y	3Y	5Y	Since start
Performance	-1.74%	+4.63%	+0.96%	+13.55%	+22.94%	+12.50%	+41.73%	+86.10%
Performance p.a.	-	-	-	+13.52%	+10.86%	+4.00%	+7.22%	+3.34%
Sharpe ratio	-2.56	0.60	10.87	1.16	0.94	0.12	0.35	0.05
Volatility	8.38%	11.08%	4.11%	9.27%	8.63%	10.03%	12.86%	10.46%
Worst month	-	-1.36%	-1.36%	-2.94%	-2.94%	-5.51%	-6.89%	-9.02%
Best month	-	5.43%	0.96%	5.43%	5.43%	6.16%	6.16%	9.39%
Maximum loss	-3.26%	-6.35%	-0.34%	-6.35%	-6.52%	-12.17%	-21.06%	-
Outperformance	-	-	5.81%	+6.04%	-0.44%	-3.91%	-17.25%	-

Distribution permission

Austria, Germany, Switzerland, Czech Republic

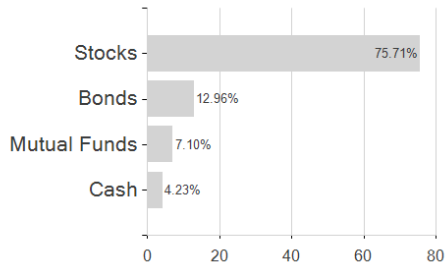
<sup>1</sup> Important note on update status: The displayed date refers exclusively to the calculation of the NAV.

<sup>2</sup> Displays the Ethical-Dynamical Ratio calculated according to standard criteria. The maximum value is 100. For more information visit <http://www.mountain-view.com/FER-Fonds-Rating.pdf>

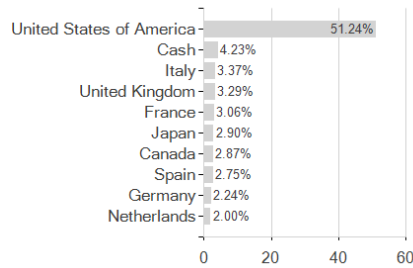
Franklin Templeton Investment Funds Franklin Diversified Dynamic Fund Klasse A (Ydis) EUR / LU1147470766 /

Assessment Structure

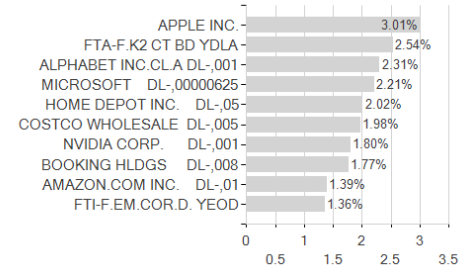
Assets



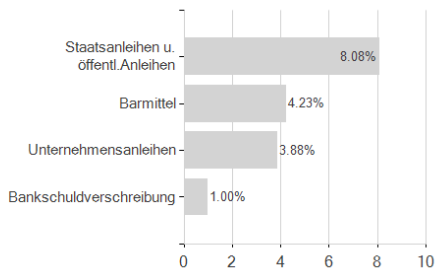
Countries



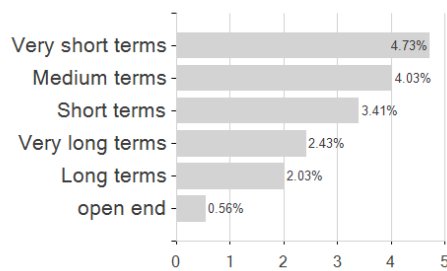
Largest positions



Issuer



Duration



Currencies

