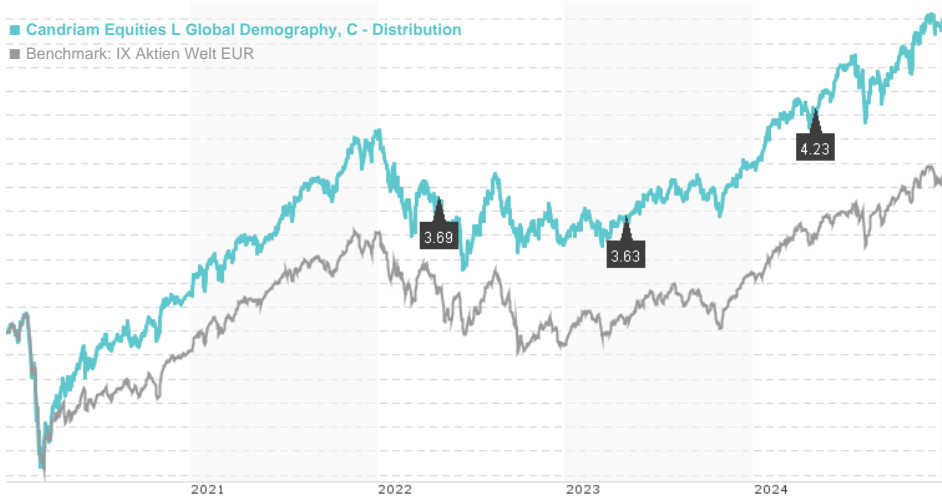


Candriam Equities L Global Demography, C - Distribution / LU0654531267 / A115ME / Candriam

Last 01/08/2025 <sup>1</sup>	Region	Branch	Type of yield	Type
291.80 EUR	Worldwide	Mixed Sectors	paying dividend	Equity Fund



Risk key figures

SRRRI	1	2	3	4	5	6	7
Mountain-View Funds Rating							EDA <sup>2</sup>
							74

Yearly Performance

2024	+20.56%
2023	+13.98%
2022	-15.51%
2021	+29.52%
2020	+10.59%

Master data		Conditions		Other figures	
Fund type	Single fund	Issue surcharge	3.50%	Minimum investment	UNT 0
Category	Equity	Planned administr. fee	0.00%	Savings plan	-
Sub category	Mixed Sectors	Deposit fees	0.00%	UCITS / OGAW	Yes
Fund domicile	Luxembourg	Redemption charge	0.00%	Performance fee	0.00%
Tranch volume	(01/08/2025) EUR 683.33 mill.	Ongoing charges	-	Redeployment fee	0.00%
Total volume	(01/08/2025) EUR 2,145.10 mill.	Dividends		Investment company	
Launch date	10/12/2012	29.04.2024	4.23 EUR	Candriam	
KESr report funds	Yes	28.04.2023	3.63 EUR	19-21 route d'Arlon, 8009, Strassen	
Business year start	01.01.	28.04.2022	3.69 EUR	Luxembourg	
Sustainability type	-	28.04.2021	3.31 EUR	www.candriam.com	
Fund manager	Allan Foll, Jonas Brisard	24.04.2020	2.93 EUR		

Performance	1M	6M	YTD	1Y	2Y	3Y	5Y	Since start
Performance	+0.27%	+5.72%	+1.21%	+21.87%	+37.37%	+19.82%	+65.81%	+251.53%
Performance p.a.	-	-	-	+21.80%	+17.21%	+6.22%	+10.63%	+10.81%
Sharpe ratio	0.06	0.64	8.42	1.64	1.34	0.25	0.46	0.55
Volatility	10.25%	13.93%	8.39%	11.60%	10.80%	14.04%	17.13%	14.73%
Worst month	-	-0.50%	-0.31%	-2.27%	-2.27%	-6.37%	-11.93%	-11.93%
Best month	-	6.09%	1.21%	6.09%	6.09%	9.66%	11.03%	11.03%
Maximum loss	-2.45%	-8.92%	-0.81%	-8.92%	-8.92%	-18.47%	-31.18%	-
Outperformance	-	-	1.66%	+1.68%	+22.65%	+30.36%	+43.34%	-

Distribution permission

Austria, Germany, Switzerland, Czech Republic

<sup>1</sup> Important note on update status: The displayed date refers exclusively to the calculation of the NAV.

<sup>2</sup> Displays the Ethical-Dynamical Ratio calculated according to standard criteria. The maximum value is 100. For more information visit <http://www.mountain-view.com/FER-Fonds-Rating.pdf>

**Candriam Equities L Global Demography, C - Distribution / LU0654531267 / A115ME / Candriam**

**Investment strategy**

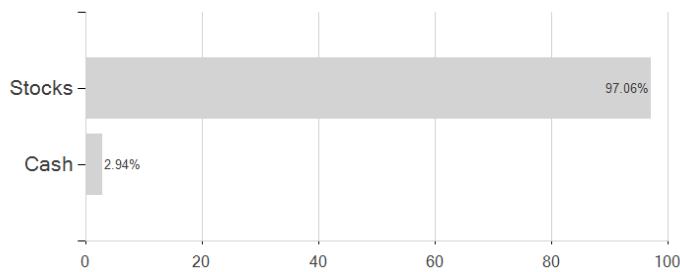
The fund seeks to achieve capital growth by investing in the principal assets traded and to outperform the benchmark. The management team makes discretionary investment choices based on economic/financial analyses. The discretionary approach is based on a fundamental analysis aiming to select the best companies according to five criteria: quality of management, growth potential, competitive advantage, value creation and indebtedness. The management team will take into consideration the various aspects of these demographic changes, notably: the growth in the world population which is likely to produce growing demand for raw materials, energy and foodstuffs, the growing trend towards urbanisation and the generalisation of well-being in emerging countries which gives rise to the concept of the "global consumer" (in particular in the luxury goods, tourism and technologies sectors), the gradual ageing of the population in developed countries, and also increasingly in emerging markets, and its correlation with healthcare costs (in particular via pharmaceutical companies and the biotechnology and medical equipment sectors). The fund promotes, among other characteristics, environmental and/or social characteristics but does not have sustainable investment as its objective. Environmental, social and governance (ESG) criteria contribute to the asset manager's decision-making but are not a decisive factor in this decision-making. For more information, please see the management company's website and/or the prospectus. The fund may make use of derivative products for both investment and hedging purposes (to protect against future unfavourable financial events).

**Investment goal**

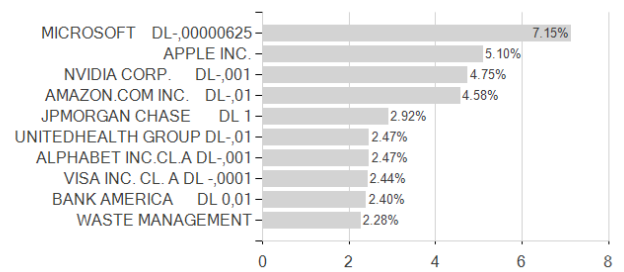
Equities of companies considered to be well positioned to take advantage of global demographic changes and which have their registered office and/or carry out their primary economic activity in developed countries.

**Assessment Structure**

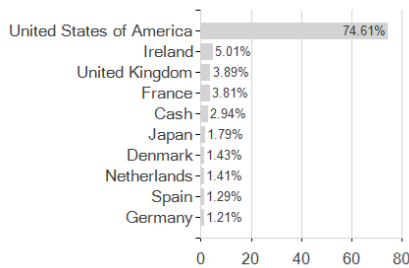
**Assets**



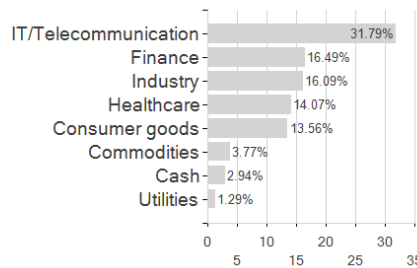
**Largest positions**



**Countries**



**Branches**



**Currencies**

