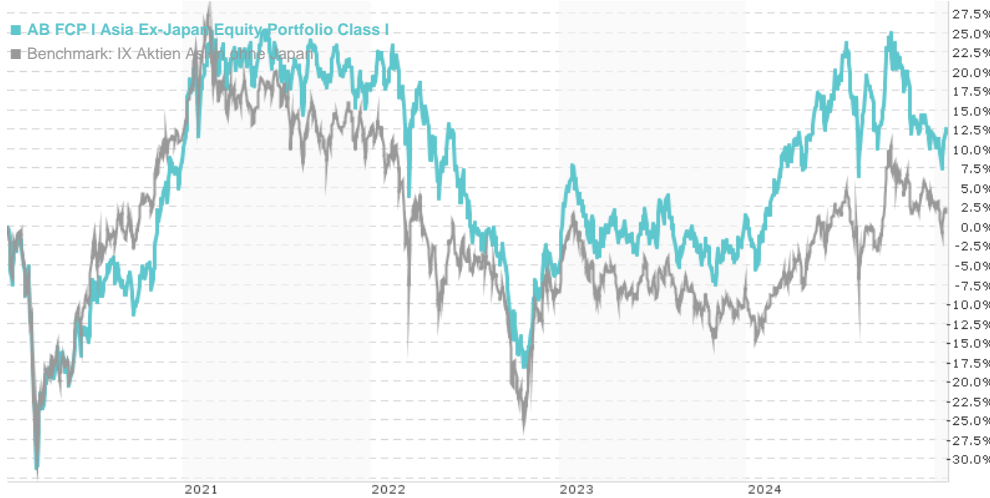


**AB FCP I Asia Ex-Japan Equity Portfolio Class I / LU0469271091 / A0YGJ1 / AllianceBernstein LU**

Last 01/23/2025 <sup>1</sup>	Region	Branch	Type of yield	Type
27.63 USD	Asia (excl. Japan)	Mixed Sectors	reinvestment	Equity Fund



**Risk key figures**

SRR1	1	2	3	4	5	6	7
------	---	---	---	---	---	---	---

Mountain-View Funds Rating	EDA <sup>2</sup>
▲▲▲▲▲	78

**Yearly Performance**

2024	+9.56%
2023	+7.44%
2022	-20.21%
2021	+7.45%
2020	+9.35%

Master data		Conditions		Other figures	
-------------	--	------------	--	---------------	--

Fund type	Single fund	Issue surcharge	1.50%	Minimum investment	USD 1,000,000.00
Category	Equity	Planned administr. fee	0.00%	Savings plan	-
Sub category	Mixed Sectors	Deposit fees	0.00%	UCITS / OGAW	Yes
Fund domicile	Luxembourg	Redemption charge	0.00%	Performance fee	0.00%
Tranch volume	(01/23/2025) USD 19.84 mill.	Ongoing charges	-	Redeployment fee	0.00%
Total volume	(01/23/2025) USD 271.16 mill.	<b>Dividends</b>		<b>Investment company</b>	
Launch date	11/30/2009	AllianceBernstein LU			
KESt report funds	Yes	2-4, rue Eugene Ruppert, 2453, Luxembourg			
Business year start	01.09.	Luxembourg			
Sustainability type	-	https://www.alliancebernstein.com			
Fund manager	Stuart Rae, Lily Zheng				

Performance	1M	6M	YTD	1Y	2Y	3Y	5Y	Since start
Performance	+0.40%	-3.93%	+0.91%	+17.18%	+5.78%	-6.88%	+12.27%	+84.20%
Performance p.a.	-	-	-	+17.12%	+2.85%	-2.35%	+2.34%	+4.11%
Sharpe ratio	0.16	-0.57	0.93	0.87	0.01	-0.28	-0.02	0.08
Volatility	13.01%	18.18%	13.77%	16.60%	15.74%	17.83%	19.04%	17.39%
Worst month	-	-4.70%	-0.73%	-4.70%	-6.55%	-12.74%	-14.62%	-16.85%
Best month	-	4.89%	0.91%	6.82%	11.01%	16.76%	16.76%	16.76%
Maximum loss	-4.27%	-14.03%	-3.54%	-14.03%	-14.29%	-33.66%	-34.67%	-
Outperformance	-	-	11.98%	+11.44%	+6.93%	-0.44%	-2.84%	-

**Distribution permission**

Austria, Germany, Switzerland, Czech Republic

<sup>1</sup> Important note on update status: The displayed date refers exclusively to the calculation of the NAV.

<sup>2</sup> Displays the Ethical-Dynamical Ratio calculated according to standard criteria. The maximum value is 100. For more information visit <http://www.mountain-view.com/FER-Fonds-Rating.pdf>

**AB FCP I Asia Ex-Japan Equity Portfolio Class I / LU0469271091 / A0YGJ1 / AllianceBernstein LU**

**Investment strategy**

Under normal circumstances, the Portfolio invests mainly in equities of companies in the Asia region, excluding Japan. It aims to identify securities that it believes are attractively priced relative to their potential for future earnings. The Portfolio may invest significantly in emerging market countries.

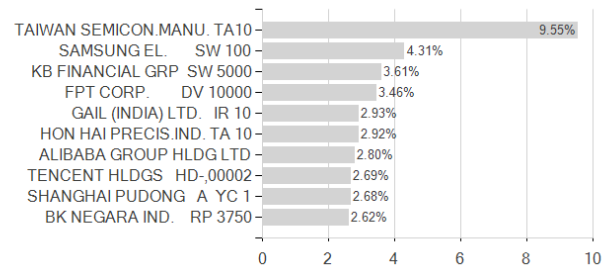
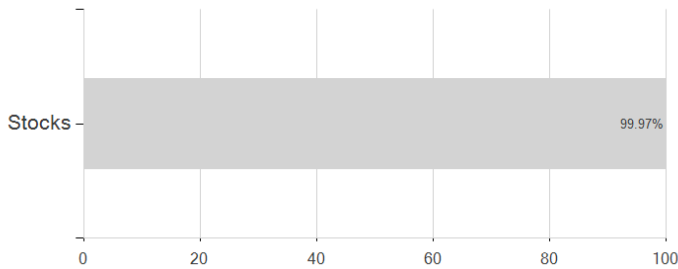
**Investment goal**

The Portfolio seeks to increase both the value of your investment and the level of income earned over the long term.

**Assessment Structure**

**Assets**

**Largest positions**



**Countries**

**Branches**

**Currencies**

