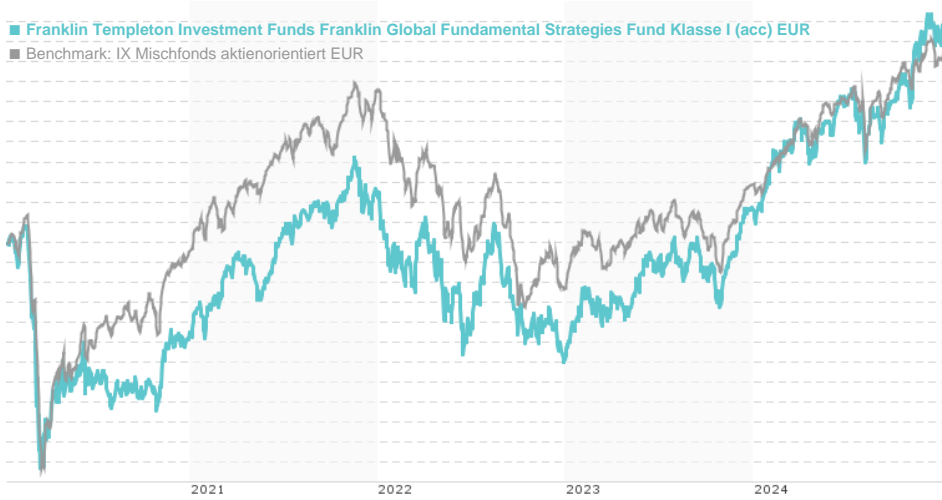


Franklin Templeton Investment Funds Franklin Global Fundamental Strategies Fund Klasse I (acc) EUR /

Last 01/08/2025 <sup>1</sup>	Region	Branch	Type of yield	Type
17.70 EUR	Worldwide	Mixed Fund/Focus Equity	reinvestment	Mixed Fund



Risk key figures

SRRRI	1	2	3	4	5	6	7	
Mountain-View Funds Rating	EDA <sup>2</sup>						68	

Yearly Performance

2024	+15.64%
2023	+17.16%
2022	-15.43%
2021	+14.77%
2020	-8.10%

Master data		Conditions		Other figures	
Fund type	Single fund	Issue surcharge	0.00%	Minimum investment	USD 5,000,000.00
Category	Mixed Fund	Planned administr. fee	0.00%	Savings plan	-
Sub category	Mixed Fund/Focus Equity	Deposit fees	0.14%	UCITS / OGAW	Yes
Fund domicile	Luxembourg	Redemption charge	0.00%	Performance fee	0.00%
Tranch volume	(12/31/2024) USD 2.46 mill.	Ongoing charges	-	Redeployment fee	0.00%
Total volume	(12/31/2024) USD 1,054.98 mill.	<b>Dividends</b>		<b>Investment company</b>	
Launch date	10/25/2007	Franklin Templeton			
KEST report funds	Yes	Schottenring 16, 2.OG, 1010, Wien			
Business year start	01.07.	Austria			
Sustainability type	-	https://www.franklintempleton.at			
Fund manager	Marzena Hofrichter, Wylie Tollette, Thomas Nelson				

Performance	1M	6M	YTD	1Y	2Y	3Y	5Y	Since start
Performance	-0.06%	+5.73%	+1.43%	+17.69%	+34.81%	+19.51%	+21.48%	+152.86%
Performance p.a.	-	-	-	+17.63%	+16.11%	+6.13%	+3.96%	+5.54%
Sharpe ratio	-0.37	0.79	10.18	1.51	1.41	0.29	0.09	0.23
Volatility	9.32%	11.34%	8.70%	9.89%	9.47%	11.49%	13.15%	12.23%
Worst month	-	-0.60%	-0.57%	-2.75%	-2.82%	-5.50%	-11.86%	-11.86%
Best month	-	6.04%	1.43%	6.04%	6.04%	8.76%	8.76%	8.76%
Maximum loss	-2.51%	-6.31%	-0.51%	-6.31%	-6.89%	-14.12%	-23.99%	-
Outperformance	-	-	-5.68%	-5.73%	-5.74%	-0.39%	-1.39%	-

Distribution permission

Austria, Germany, Switzerland, United Kingdom, Czech Republic

<sup>1</sup> Important note on update status: The displayed date refers exclusively to the calculation of the NAV.

<sup>2</sup> Displays the Ethical-Dynamical Ratio calculated according to standard criteria. The maximum value is 100. For more information visit <http://www.mountain-view.com/FER-Fonds-Rating.pdf>

DISCLAIMER: The information on this page are for informational purposes only and should neither an offer to sell nor a solicitation for the purchase of the security or recommendation in favor of the security to be understood. baha GmbH assumes no liability despite thorough searches for the accuracy of the data.

Funds data from: www.mountain-view.com. Fact Sheet created by: www.baha.com

**Franklin Templeton Investment Funds Franklin Global Fundamental Strategies Fund Klasse I (acc) EUR /**

**Investment strategy**

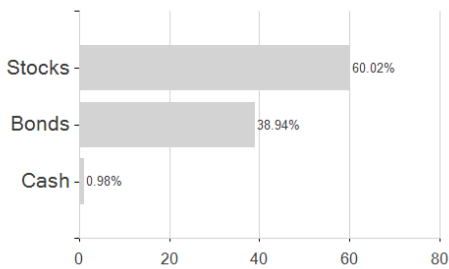
The Fund pursues an actively managed investment strategy and invests mainly in: - equity securities issued by companies of any size that are leaders in innovation, take advantage of new technologies, have superior management and benefit from new industry conditions in the dynamically changing global economy, located in any country, including emerging markets - debt securities of any quality (including low rated or sub-investment grade securities) issued by governments, government-related entities and corporations located in any country The Fund can invest to a lesser extent in: - convertible securities and up to 5% of the Fund's assets in contingent convertible securities - derivatives for hedging, efficient portfolio management and investment purposes - units of other mutual funds (limited to 10% of assets) - mortgage- and asset-backed securities (limited to 10% of assets) - Mainland China through the Bond Connect or directly (limited to 30% of assets) The investment team aims to divide the Fund's assets among four different investment strategies: two that look for equity securities worldwide (representing approximately 60% of assets) and two that focus on debt securities worldwide (representing approximately 40% of assets). The Fund is not managed in reference to a benchmark.

**Investment goal**

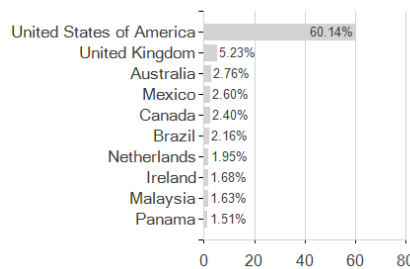
The Fund aims to increase the value of its investments and, secondarily, to earn income over the medium to long term.

**Assessment Structure**

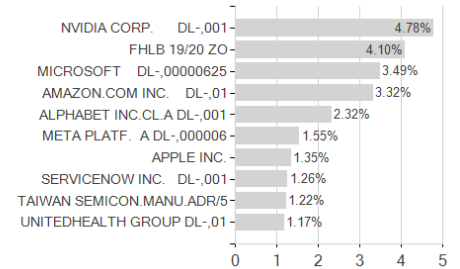
**Assets**



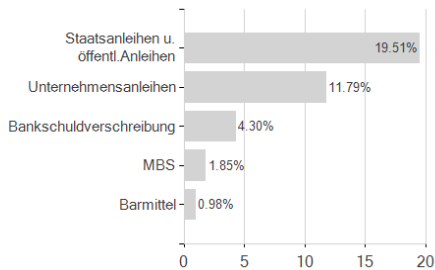
**Countries**



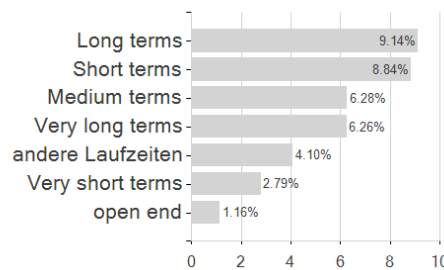
**Largest positions**



**Issuer**



**Duration**



**Currencies**

