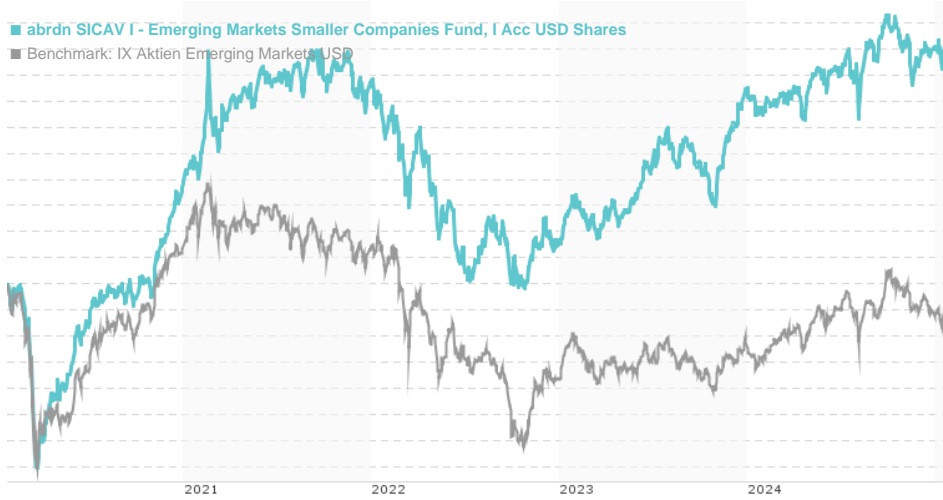


abrdn SICAV I - Emerging Markets Smaller Companies Fund, I Acc USD Shares / LU0278915607 / A0MUMQ / abrdn

Last 01/23/2025 <sup>1</sup>	Region	Branch	Type of yield	Type
30.46 USD	Emerging Markets	Mixed Sectors	reinvestment	Equity Fund



Risk key figures

SRR1	1	2	3	4	5	6	7
Mountain-View Funds Rating							EDA <sup>2</sup>
							72

Yearly Performance

2024	+5.56%
2023	+27.26%
2022	-22.31%
2021	+16.16%
2020	+23.79%

Master data	Conditions	Other figures
-------------	------------	---------------

Fund type	Single fund	Issue surcharge	0.00%	Minimum investment	USD 1,000,000.00
Category	Equity	Planned administr. fee	0.00%	Savings plan	-
Sub category	Mixed Sectors	Deposit fees	0.00%	UCITS / OGAW	Yes
Fund domicile	Luxembourg	Redemption charge	0.00%	Performance fee	0.00%
Tranch volume	(01/23/2025) USD 42.92 mill.	Ongoing charges	-	Redeployment fee	0.00%
Total volume	(01/23/2025) USD 165.67 mill.	<b>Dividends</b>		<b>Investment company</b>	
Launch date	3/12/2007			abrdn Inv.(LU)	
KESt report funds	Yes			Avenue John F Kennedy 35a, L-1855, Luxembourg	
Business year start	01.10.			Luxembourg	
Sustainability type	-			www.abrdn.com/de-at	
Fund manager	Global Emerging Markets Equity Team				

Performance	1M	6M	YTD	1Y	2Y	3Y	5Y	Since start
Performance	-0.11%	+2.86%	-0.51%	+8.87%	+24.79%	+10.75%	+44.48%	+204.61%
Performance p.a.	-	-	-	+8.84%	+11.73%	+3.46%	+7.63%	+6.43%
Sharpe ratio	-0.33	0.22	-0.77	0.50	0.74	0.05	0.29	0.24
Volatility	11.98%	13.96%	13.56%	12.31%	12.27%	15.25%	17.14%	15.47%
Worst month	-	-3.39%	-0.51%	-3.39%	-6.89%	-10.56%	-22.04%	-25.34%
Best month	-	3.65%	2.05%	3.65%	12.77%	12.77%	15.40%	19.97%
Maximum loss	-3.93%	-8.82%	-3.93%	-9.17%	-11.61%	-26.00%	-35.27%	-
Outperformance	-	-	13.49%	+10.32%	+6.32%	+0.70%	-2.77%	-

Distribution permission

Austria, Germany, Switzerland, United Kingdom

<sup>1</sup> Important note on update status: The displayed date refers exclusively to the calculation of the NAV.

<sup>2</sup> Displays the Ethical-Dynamical Ratio calculated according to standard criteria. The maximum value is 100. For more information visit <http://www.mountain-view.com/FER-Fonds-Rating.pdf>

**abrdn SICAV I - Emerging Markets Smaller Companies Fund, I Acc USD Shares / LU0278915607 / A0MUMQ / abrdn**

**Investment strategy**

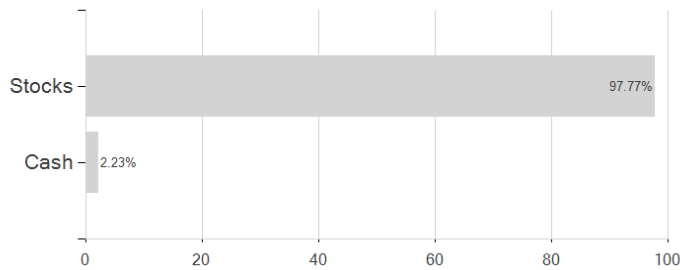
The Fund invests at least 70% in smaller capitalisation equities and equity related securities of companies listed, incorporated or domiciled in Emerging Market countries or having significant operations and/or exposure to Emerging Market countries. The Fund may invest up to 20% of its net assets directly or indirectly in Mainland China securities, including through QFI regime, Shanghai-Hong Kong Stock Connect or Shenzhen Hong Kong Stock Connect programme or by any other available means. For the purpose of this Fund, smaller capitalisation companies are defined as companies with a market capitalisation, as at the date of investment, of under US\$5 billion. All equity and equity-related securities will follow the Investment Approach. This approach utilises abrdn's equity investment process, which enables portfolio managers to qualitatively identify and avoid ESG laggards. To complement this research, the abrdn ESG House Score is used to quantitatively identify and exclude those companies exposed to the highest ESG risks. Additionally, abrdn apply a set of company exclusions which are related to the UN Global Compact, Controversial Weapons, Tobacco Manufacturing and Thermal Coal. More detail on this overall process is captured within the Investment Approach, which is published at www.abrdn.com under "Fund Centre". Financial derivative instruments, money-market instruments and cash may not adhere to this approach.

**Investment goal**

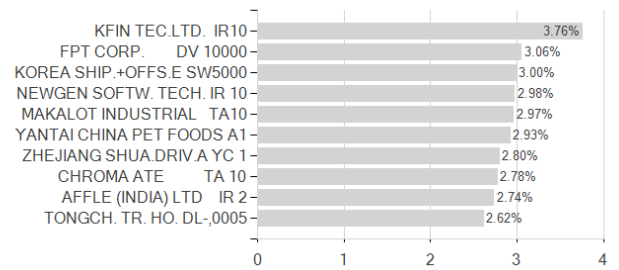
The Fund aims to achieve a combination of growth and income by investing in smaller capitalisation companies in Emerging Market countries, which adhere to the abrdn Emerging Markets Smaller Companies Promoting ESG Equity Investment Approach (the "Investment Approach"). The Fund aims to outperform the MSCI Emerging Markets Small Cap Index (USD) benchmark before charges.

**Assessment Structure**

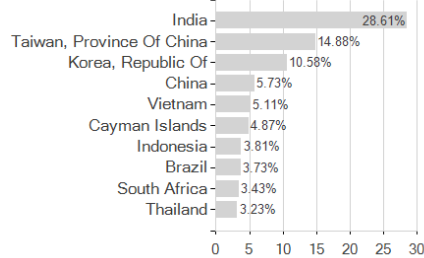
**Assets**



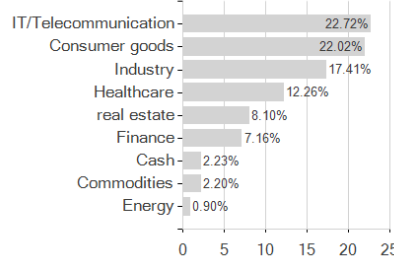
**Largest positions**



**Countries**



**Branches**



**Currencies**

