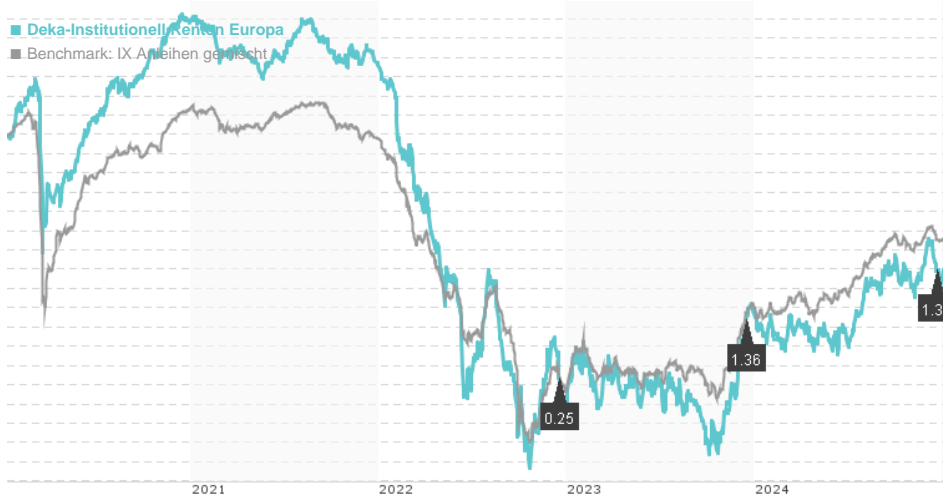


Deka-Institutionell Renten Europa / DE0007019416 / 701941 / Deka Investment

| | | | | |
|------------------------------|--------|--------------|-----------------|-------------------|
| Last 01/09/2025 ¹ | Region | Branch | Type of yield | Type |
| 61.67 EUR | Europe | Bonds: Mixed | paying dividend | Fixed-Income Fund |



Risk key figures

SRRRI: 1 2 **3** 4 5 6 7

Mountain-View Funds Rating: EDA²

▲ ▲ ▲ ▲ ▲ ▲

Yearly Performance

| | |
|------|---------|
| 2024 | +1.70% |
| 2023 | +5.75% |
| 2022 | -17.08% |
| 2021 | -2.18% |
| 2020 | +5.99% |

| Master data | | Conditions | | Other figures | |
|---------------------|-------------------------------|------------------------|----------|--|-----------|
| Fund type | Single fund | Issue surcharge | 2.00% | Minimum investment | EUR 25.00 |
| Category | Bonds | Planned administr. fee | 0.00% | Savings plan | Yes |
| Sub category | Bonds: Mixed | Deposit fees | 0.00% | UCITS / OGAW | Yes |
| Fund domicile | Germany | Redemption charge | 0.00% | Performance fee | 0.00% |
| Tranch volume | (01/09/2025) EUR 249.56 mill. | Ongoing charges | - | Redeployment fee | 0.00% |
| Total volume | - | Dividends | | Investment company | |
| Launch date | 8/3/2001 | 20.12.2024 | 1.36 EUR | Deka Investment | |
| KESt report funds | No | 15.12.2023 | 1.36 EUR | Mainzer Landstrasse 16, 60325, Frankfurt am Main | |
| Business year start | 01.11. | 16.12.2022 | 0.25 EUR | Germany | |
| Sustainability type | - | 17.12.2021 | 0.35 EUR | https://www.deka.de | |
| Fund manager | - | 18.12.2020 | 0.51 EUR | | |

| Performance | 1M | 6M | YTD | 1Y | 2Y | 3Y | 5Y | Since start |
|------------------|--------|--------|--------|--------|--------|---------|---------|-------------|
| Performance | -3.11% | +2.07% | -0.96% | +1.81% | +4.83% | -11.05% | -8.50% | +109.38% |
| Performance p.a. | - | - | - | +1.80% | +2.38% | -3.83% | -1.76% | +3.20% |
| Sharpe ratio | -7.77 | 0.28 | -7.12 | -0.20 | -0.07 | -0.98 | -0.77 | 0.11 |
| Volatility | 4.36% | 4.87% | 5.96% | 4.83% | 5.96% | 6.77% | 5.92% | 3.77% |
| Worst month | - | -1.64% | -1.64% | -1.64% | -2.19% | -5.33% | -5.33% | -5.33% |
| Best month | - | 2.34% | -0.96% | 2.34% | 3.73% | 4.69% | 4.69% | 4.69% |
| Maximum loss | -3.17% | -3.27% | -1.61% | -3.27% | -6.37% | -19.66% | -22.19% | - |
| Outperformance | - | - | 2.34% | +3.86% | +5.37% | +6.70% | +7.52% | - |

Distribution permission
Germany, Czech Republic

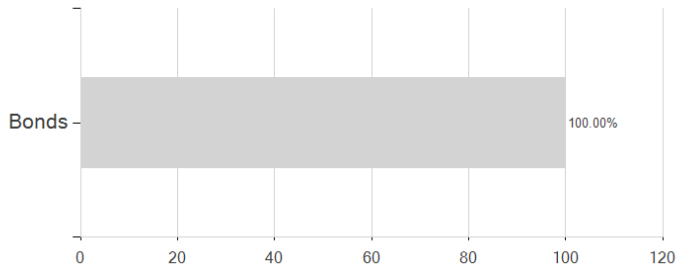
¹ Important note on update status: The displayed date refers exclusively to the calculation of the NAV.

² Displays the Ethical-Dynamical Ratio calculated according to standard criteria. The maximum value is 100. For more information visit <http://www.mountain-view.com/FER-Fonds-Rating.pdf>

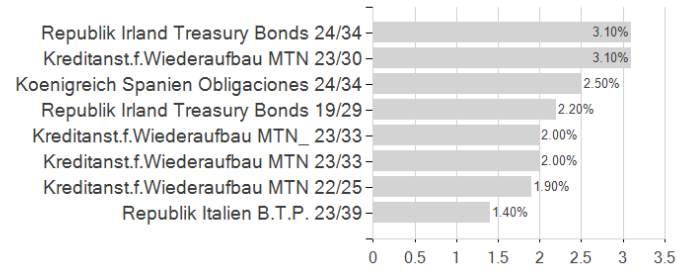
Deka-Institutionell Renten Europa / DE0007019416 / 701941 / Deka Investment

Assessment Structure

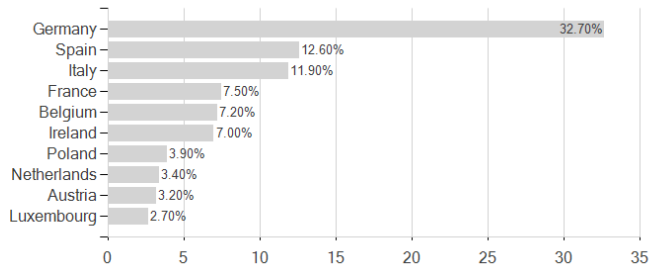
Assets



Largest positions



Countries



Issuer

