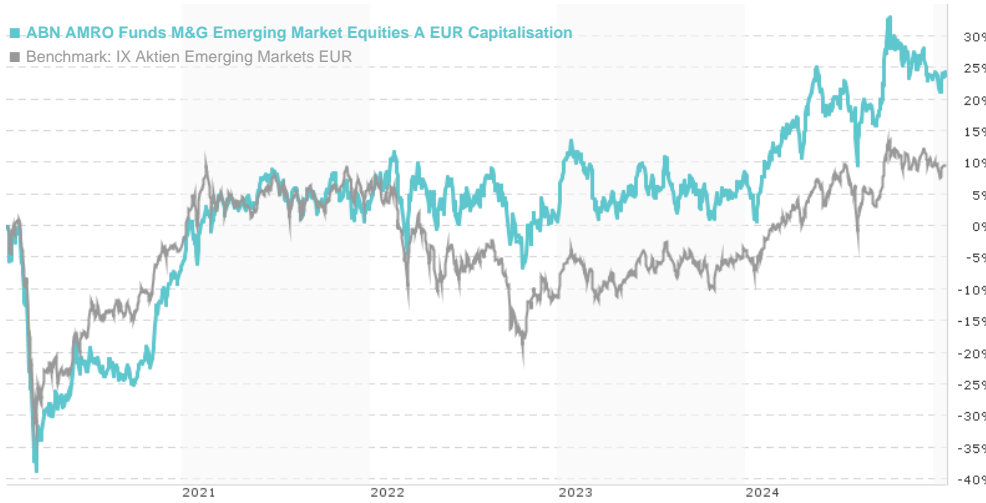


ABN AMRO Funds M&G Emerging Market Equities A EUR Capitalisation / LU1577878611 / ABN007 / ABN AMRO Inv.

Last 01/23/2025 ¹	Region	Branch	Type of yield	Type
134.50 EUR	Emerging Markets	Mixed Sectors	reinvestment	Equity Fund

■ ABN AMRO Funds M&G Emerging Market Equities A EUR Capitalisation
■ Benchmark: IX Aktien Emerging Markets EUR



Risk key figures

SRRI 1 2 3 4 5 6 7

Mountain-View Funds Rating EDA²



Yearly Performance

2024	+13.97%
2023	+7.76%
2022	-2.44%
2021	+9.74%
2020	-4.96%

Master data		Conditions		Other figures	
Fund type	Single fund	Issue surcharge	5.00%	Minimum investment	EUR 100.00
Category	Equity	Planned administr. fee	0.00%	Savings plan	-
Sub category	Mixed Sectors	Deposit fees	0.00%	UCITS / OGAW	Yes
Fund domicile	Luxembourg	Redemption charge	1.00%	Performance fee	0.00%
Tranch volume	(01/23/2025) USD 3.61 mill.	Ongoing charges	-	Redeployment fee	0.00%
Total volume	-	Dividends		Investment company	
Launch date	11/21/2017	10.09.2008	2.24 EUR	ABN AMRO Inv. Sol.	
KESt report funds	Yes	12.09.2007	0.98 EUR		
Business year start	01.01.	26.09.2006	0.73 EUR		
Sustainability type	-	https://www.abnamroinvestmentsolutions.com			
Fund manager	Pauline Marshall-Lee				

Performance	1M	6M	YTD	1Y	2Y	3Y	5Y	Since start
Performance	-0.10%	+4.38%	+0.10%	+20.57%	+11.14%	+16.98%	+22.16%	+193.96%
Performance p.a.	-	-	-	+20.50%	+5.42%	+5.37%	+4.08%	+5.75%
Sharpe ratio	-0.47	0.39	-0.12	1.24	0.20	0.17	0.08	0.10
Volatility	8.24%	15.81%	8.80%	14.44%	13.55%	15.63%	17.67%	30.18%
Worst month	-	-1.64%	-0.89%	-2.63%	-4.98%	-8.84%	-23.01%	-23.01%
Best month	-	6.90%	0.10%	6.90%	10.10%	10.10%	12.81%	119.31%
Maximum loss	-2.50%	-8.83%	-2.50%	-12.52%	-12.52%	-16.34%	-39.59%	-
Outperformance	-	-	-1.21%	-1.36%	-	-4.04%	-	-

Distribution permission

Austria, Germany, Switzerland, Netherlands, France, United Kingdom, Belgium, Greece, Ireland, Italy, Norway, Spain, Luxembourg, Sweden, Gibraltar, Jersey, Liechtenstein, Finland, Czech Republic, Slovakia (Slovak Republic), Chile

¹ Important note on update status: The displayed date refers exclusively to the calculation of the NAV.

² Displays the Ethical-Dynamical Ratio calculated according to standard criteria. The maximum value is 100. For more information visit <http://www.mountain-view.com/FER-Fonds-Rating.pdf>

ABN AMRO Funds M&G Emerging Market Equities A EUR Capitalisation / LU1577878611 / ABN007 / ABN AMRO Inv.

Investment strategy

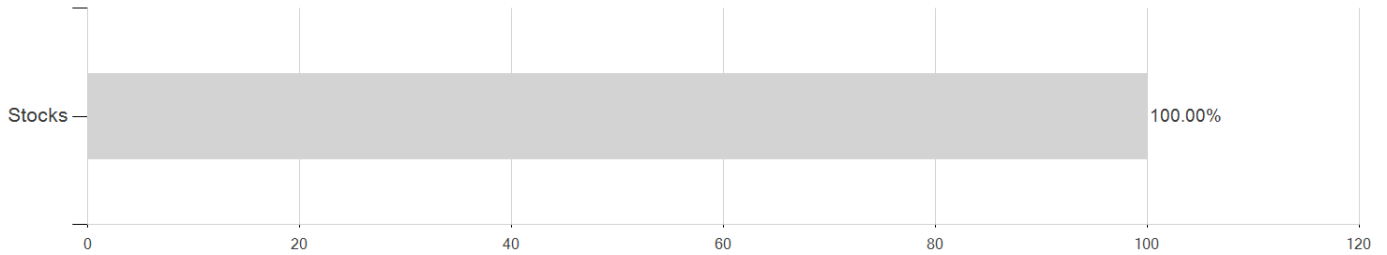
The Funds seeks to increase the value of its assets over the long term by investing predominantly in transferable equity securities such as equities, cooperative shares and participation certificates issued by companies domiciled in or exercise the predominant part of their economic activity in the Emerging Markets.

Investment goal

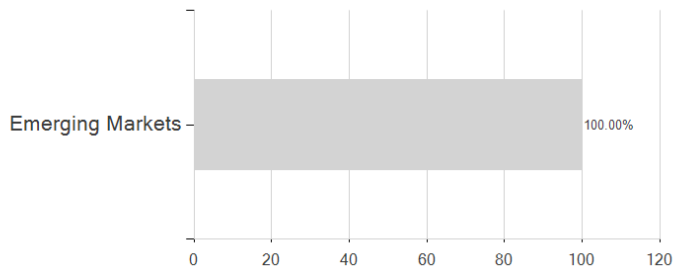
M&G Emerging Market Equities belongs to the category of Single Manager Funds.

Assessment Structure

Assets



Countries



Branches

